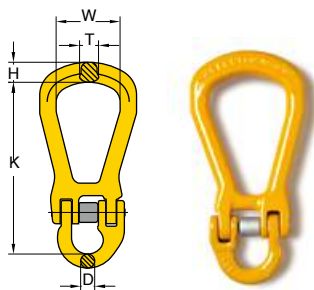


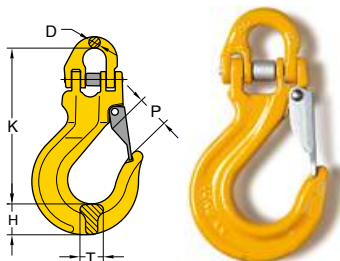
Closed Master Link with Half Link



Item No.	Working Load Limit		For Grade 80 Chain	Dimensions (inch)					N.W.
	lbs*	tonnes*	inch	D	H	K	T	W	lbs
8-129-07	4,500	2.0	1/4-5/16	0.35	0.59	4.76	0.59	1.97	0.9
8-129-10	7,100	3.15	3/8	0.50	0.75	5.86	0.75	2.56	2.0
8-129-13	12,000	5.3	1/2	0.62	0.87	7.36	0.91	2.83	3.3
8-129-16	18,100	8.0	5/8	0.75	1.02	8.50	0.98	3.15	5.3
8-129-20	28,300	12.5	3/4	0.87	1.42	9.92	1.22	4.09	8.6

★ Design factor 4:1 proof tested and certified
Tested acc. to EN 1677

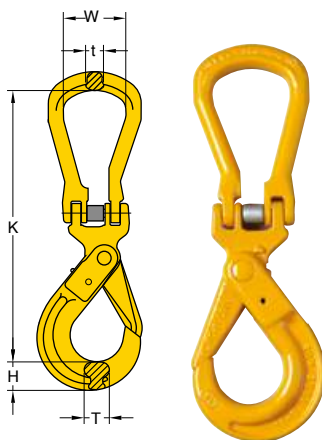
Sling Hook with Half Link



Item No.	Working Load Limit		For Grade 80 Chain	Dimensions (inch)					N.W.
	lbs*	tonnes*	inch	D	H	K	P	T	lbs
8-131-07	4,500	2.0	1/4-5/16	0.35	0.91	4.84	1.18	0.75	1.3
8-131-10	7,100	3.15	3/8	0.50	1.22	5.87	1.42	0.91	2.4
8-131-13	12,000	5.3	1/2	0.62	1.42	7.36	1.65	1.10	4.9
8-131-16	18,100	8.0	5/8	0.75	1.77	8.50	1.85	1.26	9.9
8-131-20	28,300	12.5	3/4	0.87	1.89	9.92	2.05	1.69	15.7

★ Design factor 4:1 proof tested and certified
Tested acc. to EN 1677

Coupling Self Locking Hook with Open Master Link



Item No.	Working Load Limit		For Grade 80 Chain	Dimensions (inch)					N.W.
	lbs*	tonnes*	inch	H	K	T	t	W	lbs
8-127-07	4,500	2.0	1/4-5/16	0.94	8.98	0.79	0.59	1.97	2.7
8-127-10	7,100	3.15	3/8	1.19	10.55	1.02	0.75	2.56	4.6
8-127-13	12,000	5.3	1/2	1.57	13.50	1.19	0.91	2.83	8.6
8-127-16	18,100	8.0	5/8	1.93	16.06	1.42	0.98	3.15	16.5
8-127-20	28,300	12.5	3/4	2.44	17.64	1.91	1.22	4.09	25.6

★ Design factor 4:1 proof tested and certified
Tested acc. to EN 1677

