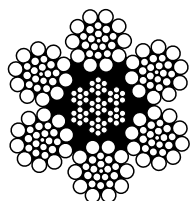



General Purpose Wire Rope

6X19/37 Class Bright Wire Rope


All wire rope is manufactured in accordance with U.S. Federal Specification RR-W-410E




6 X 26WS IWRC



6 X 26WS FC



6 X 36WS IWRC




6 X 36WS FC

Size (in)	Approx. Wt per ft (lbs)		Nominal Breaking Load (lbs)			
			I. P. S.		E. I. P. S.	
	FC	IWRC	FC	IWRC	FC	IWRC
1/4	0.015	0.116	5,480	5,880	6,040	6,880
5/16	0.164	0.18	8,520	9,160	9,380	10,540
3/8	0.236	0.26	12,200	13,120	13,420	15,100
7/16	0.32	0.35	16,540	17,780	18,180	20,400
1/2	0.42	0.46	21,400	23,000	23,600	26,600
9/16	0.53	0.59	27,000	29,000	29,800	33,600
5/8	0.66	0.72	33,400	35,800	36,600	41,200
3/4	0.95	1.04	47,600	51,200	52,400	58,800
7/8	1.29	1.42	64,400	69,200	70,800	79,600
1	1.68	1.85	83,600	89,800	92,000	103,400
1-1/8	2.13	2.34	105,200	113,000	115,800	130,000
1-1/4	2.63	2.89	129,200	138,800	142,000	159,800
1-3/8	3.18	3.50	155,400	167,000	170,800	192,000
1-1/2	3.78	4.16	184,000	197,800	202,000	228,000
1-5/8	4.44	4.88	214,000	230,000	236,000	264,000
1-3/4	5.15	5.67	248,000	266,000	272,000	306,000
1-7/8	5.91	6.50	282,000	304,000	310,000	348,000
2	6.72	7.39	320,000	344,000	352,000	396,000


6X19/37 Class Galvanized Wire Rope

Drawn Galvanized Wire Rope Available:

Drawn Galvanized Wire Rope is equal in strength to the same size and type of Bright wire rope.



6 X 25 IWRC



6 X 37 IWRC

Size (in)	Approx. Wt per ft (lbs)		Nominal Breaking Load (lbs)			
			I. P. S.		E. I. P. S.	
	FC	IWRC	FC	IWRC	FC	IWRC
1/4	0.015	0.116	4,940	5,300	5,430	6,120
5/16	0.164	0.18	7,660	8,240	8,440	9,480
3/8	0.236	0.26	10,980	11,800	12,090	13,600
7/16	0.32	0.35	14,880	16,000	16,380	18,360
1/2	0.42	0.46	19,260	20,700	21,240	24,000
9/16	0.53	0.59	24,300	26,100	26,820	30,200
5/8	0.66	0.72	30,000	32,200	32,940	37,000
3/4	0.95	1.04	42,800	46,000	47,160	53,000
7/8	1.29	1.42	58,000	62,200	63,720	71,600
1	1.68	1.85	75,200	80,800	82,800	93,000
1-1/8	2.13	2.34	94,600	101,800	104,040	117,000
1-1/4	2.63	2.89	116,200	125,000	127,980	143,800
1-3/8	3.18	3.50	139,800	150,400	153,900	172,800
1-1/2	3.78	4.16	165,600	178,000	181,800	206,000
1-5/8	4.44	4.88	192,600	207,000	212,400	238,000
1-3/4	5.15	5.67	224,000	240,000	246,600	276,000
1-7/8	5.91	6.50	254,000	274,000	280,800	314,000
2	6.72	7.39	288,000	310,000	316,800	356,000

IPS - Improved Plow Steel

EIPS - Extra Improved Plow Steel