

# Grade 63 Stainless Steel



Distributed By

**WESTECH RIGGING SUPPLY**

Visit Us Online at: [www.WestechRigging.com](http://www.WestechRigging.com)

Call Us Toll Free at: 800-442-7475

Call Us or Visit Our Stores: Monday - Friday, 8:00am - 5:30pm Pacific

4140 West 11th Avenue  
Eugene, Oregon 97402

2439 McGilchrist St SE  
Salem, Oregon 97302

## Chain and Accessories



## Capacities

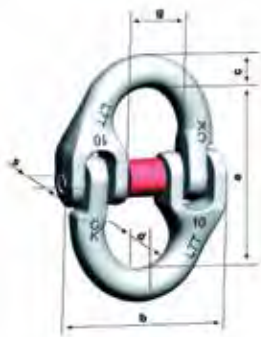
Design factor 4:1		1-leg chains		2-leg chains				3- + 4-leg chains		
Angle of inclination:		90°	60°	45°	30°	60°	45°	30°		
Load factor:		1	1.7	1.4	1	2.6	2.1	1.45		
Code	Nominal Dimension / Trade Size	Working load limit <i>(lb)</i>								
WOX5	3/16"	1,400	2,400	2,000	1,400	3,600	2,900	2,100		
WOX7	9/32"	2,700	4,600	3,800	2,700	7,000	5,700	4,000		
WOX10	3/8"	5,500	9,300	7,700	5,500	14,300	11,500	8,200		
WOX13	1/2"	9,300	15,800	13,000	9,300	24,200	19,500	13,900		
WOX16	5/8"	13,900	23,600	19,500	13,900	36,100	29,200	20,800		

## WOX | Lifting Chain



Code	Nominal diameter <i>[dn]</i>	Standard delivery length <i>[feet]</i>	Pitch <i>t</i> <i>[inch]</i>	Inside width <i>b1 min</i> <i>[inch]</i>	Outside width <i>b2 max.</i> <i>[inch]</i>	WLL <i>[lb]</i>	Breaking force <i>[lb]</i>	Weight <i>[lb/ft]</i>
WOX5	3/16"	200	0.63	0.31	0.75	1,400	5,600	0.38
WOX7	9/32"	200	0.83	0.39	0.98	2,700	10,800	0.74
WOX10	3/8"	200	1.18	0.55	1.42	5,500	22,000	1.48
WOX13	1/2"	200	1.54	0.71	1.85	9,300	37,200	2.55
WOX16	5/8"	100	1.89	0.87	2.28	13,900	55,600	3.83

## CWI | Connecting Link



Code	WLL <i>[lb]</i>	e <i>[inch]</i>	c <i>[inch]</i>	s <i>[inch]</i>	d <i>[inch]</i>	b <i>[inch]</i>	g <i>[inch]</i>	Weight <i>[lb/pc.]</i>
CWI5	1,400	1.42	0.28	0.39	0.28	1.34	0.51	0.13
CWI7	2,700	2.13	0.35	0.51	0.35	2.01	0.67	0.31
CWI10	5,500	2.87	0.51	0.71	0.51	2.76	0.98	0.81
CWI13	9,300	3.62	0.67	0.91	0.67	3.39	1.14	1.67
CWI16	13,900	4.09	0.83	1.26	0.79	4.13	1.46	3.10

## HSWI | Eye Sling Hook



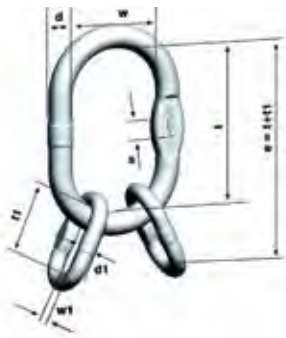
Code	WLL [lb]	e [inch]	h [inch]	a [inch]	d1 [inch]	d2 [inch]	g1 [inch]	b [inch]	Weight [lb/pc.]
HSWI5	2,000	3.31	0.79	0.55	0.83	0.31	0.87	2.64	0.55
HSWI7	3,500	4.41	1.14	0.79	1.06	0.51	1.26	3.86	1.54
HSWI10	5,500	5.24	1.30	1.10	1.46	0.59	1.54	4.53	2.97
HSWI13	9,300	6.77	1.69	1.38	1.89	0.71	2.01	5.79	5.72
HSWI16	13,900	8.39	2.01	1.73	2.17	0.94	2.60	7.17	10.56

## AWI | Master Link



Code	WLL 90°-45° [lb]	d [inch]	t [inch]	w [inch]	s [inch]	Weight [lb/pc.]	for 1-leg chain slings	for 2-leg chain slings
AWI10	2,400	0.39	3.15	1.97	0.39	0.31	3/16	3/16
AWI13	3,600	0.51	4.33	2.36	0.39	0.75	9/32	-
AWI16	7,000	0.63	4.33	2.36	0.55	1.17	-	9/32
AWI18	9,300	0.75	5.31	2.95	0.55	2.03	3/8	-
AWI22	15,800	0.91	6.30	3.54	0.67	3.53	1/2	3/8
AWI26	24,200	1.06	7.09	3.94	0.79	5.42	5/8	1/2
AWI32	36,100	1.26	7.87	4.33	1.02	9.13	-	5/8
AWI36	40,000	1.42	10.24	5.51	1.14	13.72	-	-

## VWI | Master Link Assembly

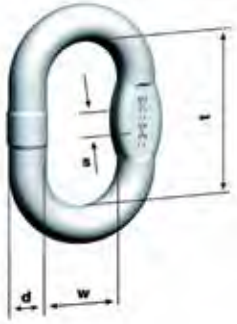


Code	Consisting of	WLL 90°-45° [lb]	e [inch]	d [inch]	t [inch]	w [inch]	d1 [inch]	t1 [inch]	w1 [inch]	Weight [lb/pc.]
VWI5	AWI13 + 2 BW110*	3,600	9.65	0.75	5.31	2.95	0.51	4.33	2.36	3.52
VWI7	AWI22 + 2 BW116*	7,000	9.65	0.75	5.31	2.95	0.63	4.33	2.36	4.36
VWI10	AWI26 + 2 BW120*	14,300	13.39	1.06	7.09	3.94	0.91	6.30	3.54	12.45
VWI13	AWI32 + 2 BW122*	24,200	14.96	1.30	7.87	4.33	1.06	7.09	3.94	19.93
VWI16	AWI36 + 2 BW126*	36,100	18.11	1.42	10.24	5.51	1.30	7.87	4.33	31.90

\*BW1 dimension on next page

## BWI | Secondary Link Dimensions

For dimensional purpose only - Not sold Separately



Code	d [inch]	t [inch]	w [inch]	s [inch]
BWI10	0.39	1.73	0.79	-
BWI16	0.63	2.76	1.34	0.55
BWI20	0.79	3.35	1.57	0.63
BWI22	0.91	4.53	1.97	0.67
BWI26	1.06	5.51	2.56	0.79

## VLWI | Adjustable



Code	WLL [lb]	e [inch]	e1 [inch]	a [inch]	d [inch]	d1 [inch]	g [inch]	Weight [lb/pc.]
VLWI5	2,000	3.15	4.49	2.05	0.63	1.02	0.31	0.48
VLWI7	3,500	4.37	6.14	2.68	0.87	1.34	0.43	1.25
VLWI10	5,500	5.24	7.20	3.39	1.06	1.57	0.47	2.33
VLWI13	9,300	6.65	9.53	4.25	1.26	2.05	0.63	4.84
VLWI16	13,900	8.03	11.18	5.28	1.50	2.52	0.79	9.15

## Latch Kit for HSWI Stainless Steel Eye Sling Hook

Stainless steel safety latch set with extra strong spring and rivetable safety pin

Sold as a kit only	Code	Part #	For Hook
	87017	SFGWI5	3/16"-7/16" Stainles Steel Eye Sling Hook
	87018	SFGWI7	9/32" Stainles Steel Eye Sling Hook
	87019	SFGWI10	3/8" Stainles Steel Eye Sling Hook
	87020	SFGWI13	1/2" Stainles Steel Eye Sling Hook
	87021	SFGWI16	5/8" Stainles Steel Eye Sling Hook

