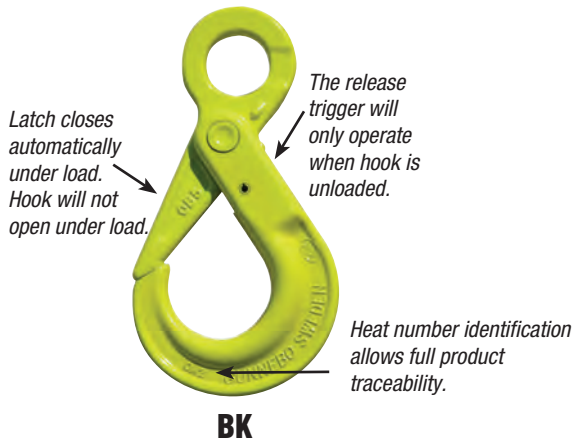
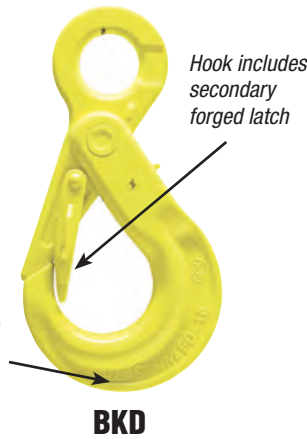


All three hooks are equipped with Stainless Steel Triggers.

Latch is protected and will act as a gauge to signal an unsafe bent hook or latch.



**BK**



**BKD**



**OBK**

## Alloy BK Self-Locking Hooks

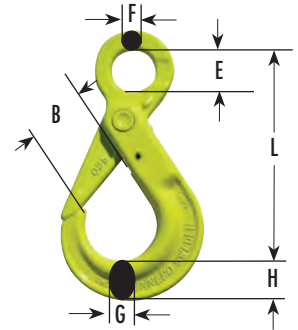
### SELF-LOCKING HOOKS - BK (EYE TYPE)

Stock No.	Model	Chain Size In.	Grade	Working Load Limit *(Lbs.)	Dimensions (Inches)						Weight Each (Lbs.)
					L	B	E	F	G	H	
590064	BK-6-10	7/32"	100	2,700	4.3	1.1	0.87	0.39	0.59	0.83	1.1
590066	BK-7/8-10	9/32"	100	4,300	5.4	1.5	1.1	0.43	0.67	1.0	2.0
590066	BK-7/8-10	5/16"	100	5,700	5.4	1.5	1.1	0.43	0.67	1.0	2.0
590068	BK-10-10	3/8"	100	8,800	6.6	1.7	1.3	0.51	0.83	1.2	3.3
590069	BK-13-10	1/2"	100	15,000	8.1	2.1	1.7	0.63	1.2	1.5	6.2
590070	BK-16-10	5/8"	100	22,600	10.0	2.4	2.2	0.79	1.5	1.9	12.3
590071	BK-18/20-10	3/4"	100	35,300	11.4	2.7	2.4	0.87	1.7	2.5	18.3
590073	BK-22-10	7/8"	100	42,700	12.6	3.1	2.8	0.9	2.0	2.4	24.9
590074	BK-26-10	1"	100	59,700	13.5	3.9	3.1	1.0	2.1	2.7	36.4
590479	BK-26-10 OFFS**	1"	100	59,700	13.5	3.9	3.1	1.0	2.1	2.7	36.4
590477***	BK-32-8	1 1/4"	80	72,300	15.7	4.7	3.5	1.2	2.4	3.4	52.5

\* Design Factor 4:1 Proof tested and certified

\*\* DNV 2.7-1 Type Approval

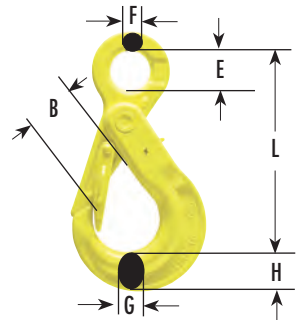
\*\*\* Available only in the traditional Classic yellow color



### DOUBLE LATCH SELF-LOCKING HOOK - BKD

Stock No.	Model	Chain Size In.	Grade	Working Load Limit *(Lbs.)	Dimensions (Inches)						Weight Each (Lbs.)
					L	B	E	F	G	H	
590420	BKD-13-10	1/2"	100	15,000	8.1	1.7	1.7	0.63	1.2	1.5	7.1
590423	BKD-16-10	5/8"	100	22,600	10.0	1.9	2.2	0.79	1.5	1.9	12.8
590424	BKD-18/20-10	3/4"	100	35,300	11.4	2.2	2.4	0.87	1.7	2.5	19.4

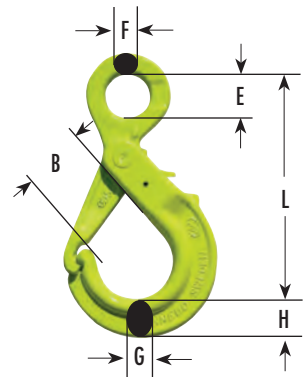
\* Design Factor 4:1 Proof tested and certified



### SELF-LOCKING HOOKS - OBK WITH GRIP LATCH (EYE TYPE)

Stock No.	Model	Chain Size In.	Grade	Working Load Limit *(Lbs.)	Dimensions (Inches)						Weight Each (Lbs.)
					L	B	E	F	G	H	
590213	OBK-6-10	7/32"	100	2,700	4.1	1.0	0.87	0.35	0.55	0.67	0.88
590215	OBK-7/8-10	9/32"	100	4,300	5.5	1.5	1.1	0.39	0.79	0.87	1.8
590215	OBK-7/8-10	5/16"	100	5,700	5.5	1.5	1.1	0.39	0.79	0.87	1.8
590217	OBK-10-10	3/8"	100	8,800	6.7	1.9	1.3	0.51	0.87	1.1	2.9
590218	OBK-13-10	1/2"	100	15,000	8.1	2.1	1.7	0.59	1.1	1.4	5.3
590219	OBK-16-10	5/8"	100	22,600	9.8	2.7	2.2	0.75	1.1	1.7	9.3
590220	OBK-18/20-10	3/4"	100	35,300	11.5	2.9	2.4	1.02	1.7	2.2	17.9
511006	OBK-22-8	7/8"	80	34,200	13.2	3.4	2.8	0.94	1.6	2.2	22.0

\* Design Factor 4:1 Proof tested and certified.



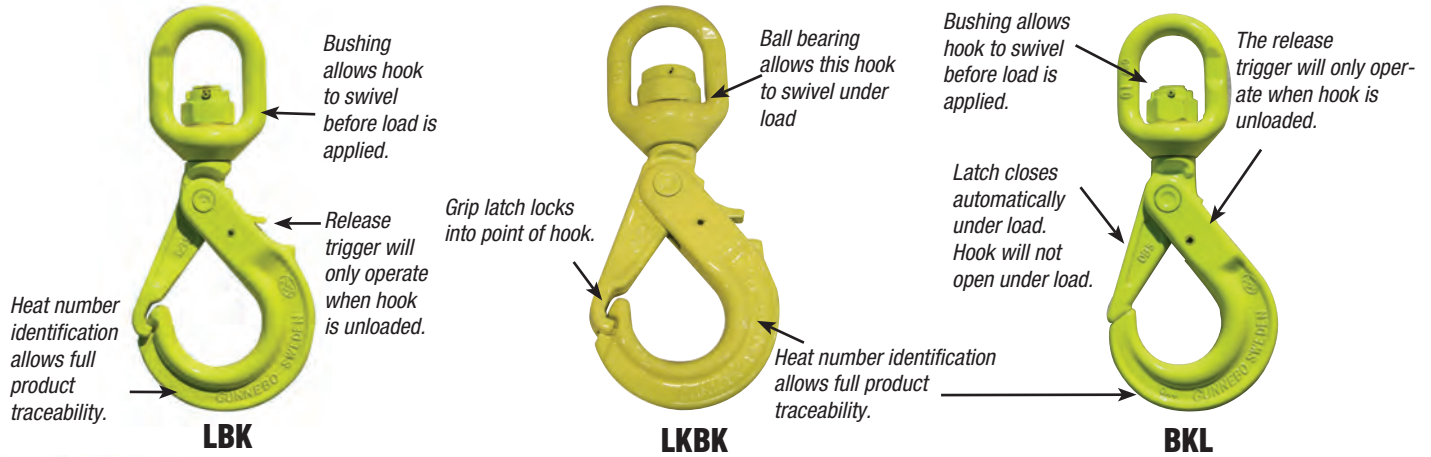
Distributed By  
**WESTECH RIGGING SUPPLY**  
 Visit Us Online at: [www.WestechRigging.com](http://www.WestechRigging.com)  
 Call Us Toll Free at: 800-442-7475  
 Call Us or Visit Our Stores: Monday - Friday, 8:00am - 5:30pm Pacific

4140 West 11th Avenue  
 Eugene, Oregon 97402  
 2439 McGilchrist St SE  
 Salem, Oregon 97302



SEE WARNINGS AND USE LIMITATIONS ON PAGES 26-36

All three hooks are equipped with stainless steel triggers.



## SELF-LOCKING HOOKS - LBK SWIVEL EYE GRIP LATCH (WITH BRONZE BUSHING)

Stock No.	Model	Chain Size In.	Grade	Working Load Limit *(Lbs)	Dimensions (Inches)								Weight Each (Lbs.)
					L	B	C	E	F	G	H		
589751	LBK-7/8-10	9/32"	100	4,300	6.9	1.5	1.1	1.5	0.47	0.79	0.87	1.8	
589751	LBK-7/8-10	5/16"	100	5,700	6.9	1.5	1.1	1.5	0.47	0.79	0.87	1.8	
589753	LBK-10-10	3/8"	100	8,800	8.4	1.9	1.4	1.7	0.59	0.87	1.1	4.0	
589754	LBK-13-10	1/2"	100	15,000	9.3	2.1	1.9	1.9	0.75	1.1	1.4	8.4	
589755	LBK-16-10	5/8"	100	22,600	12.8	2.7	2.6	2.4	0.91	1.1	1.7	13.2	

\* Design Factor 4:1 Proof tested and certified.  
Note: Hook may not be swiveled when under load.

## SELF-LOCKING HOOKS - LKBK SWIVEL EYE GRIP LATCH (WITH BALL BEARINGS)

Stock No.	Model	Chain Size In.	Grade	Working Load Limit *(Lbs)	Dimensions (Inches)								Weight Each (Lbs.)
					L	B	C	E	F	G	H		
589963	LKBK-7/8-10	9/32"	100	4,300	6.9	1.5	1.1	1.5	0.47	0.79	0.87	1.8	
589963	LKBK-7/8-10	5/16"	100	5,700	6.9	1.5	1.1	1.5	0.47	0.79	0.87	1.8	
589965	LKBK-10-10	3/8"	100	8,800	8.4	1.9	1.4	1.7	0.59	0.87	1.1	4.0	
589966	LKBK-13-10	1/2"	100	15,000	9.3	2.1	1.9	1.9	0.75	1.1	1.4	8.4	
589967	LKBK-16-10	5/8"	100	22,600	12.6	2.7	2.4	2.4	0.91	1.1	1.7	13.2	

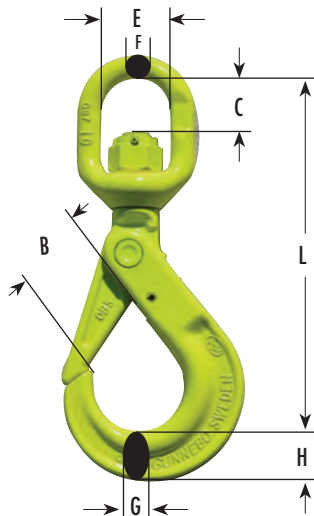
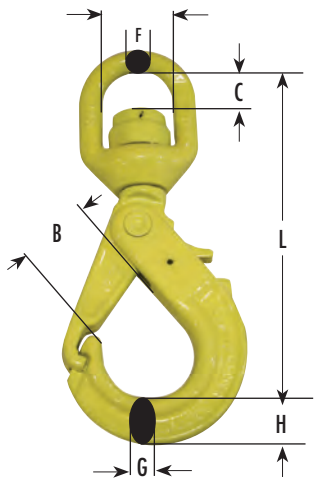
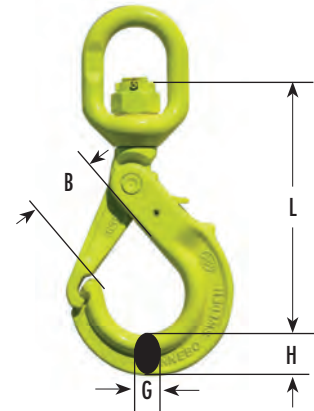
\* Design Factor 4:1 Proof tested and certified.

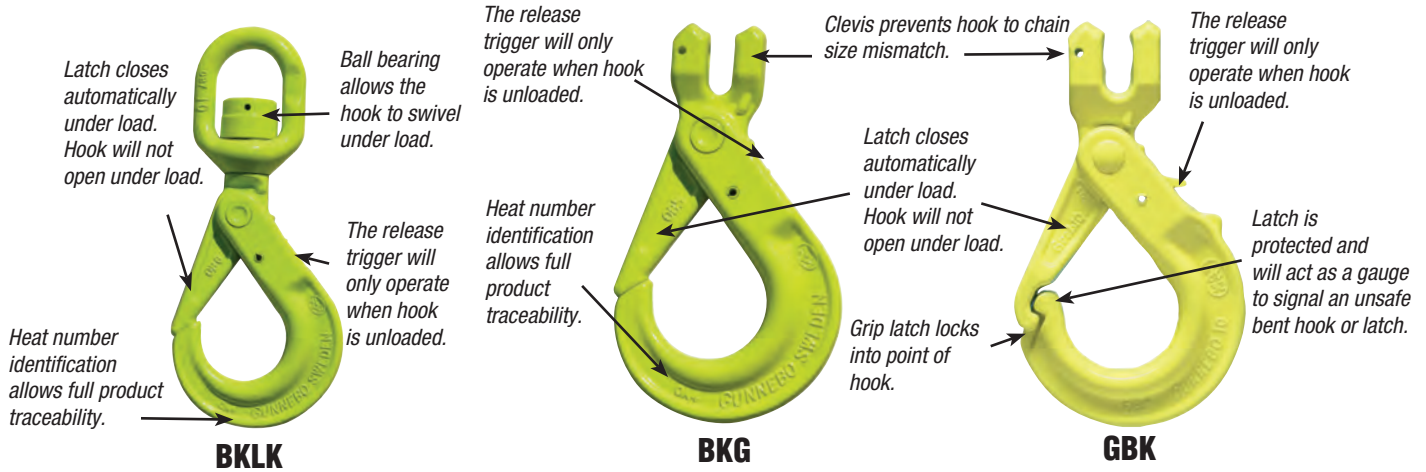
## SELF-LOCKING HOOKS - BKL WITH BRONZE BUSHING (SWIVEL EYE TYPE)

Stock No.	Model	Chain Size In.	Grade	Working Load Limit *(Lbs)	Dimensions (Inches)								Weight Each (Lbs.)
					L	B	C	E	F	G	H		
590102	BKL-6-10	7/32"	100	2,700	5.9	1.1	0.9	1.3	0.43	0.59	0.83	1.5	
590104	BKL-7/8-10	9/32"	100	4,300	7.2	1.5	1.1	1.5	0.47	0.67	1.0	2.6	
590104	BKL-7/8-10	5/16"	100	5,700	7.2	1.5	1.1	1.5	0.47	0.67	1.0	2.6	
590106	BKL-10-10	3/8"	100	8,800	8.6	1.7	1.4	1.7	0.59	0.83	1.2	4.4	
590107	BKL-13-10	1/2"	100	15,000	11.0	2.1	1.9	1.9	0.75	1.2	1.5	8.4	
590108	BKL-16-10	5/8"	100	22,600	13.5	2.4	2.6	2.4	0.87	1.5	1.9	15.6	
590109	BKL-18/20-10	3/4"	100	35,300	14.4	2.7	2.8	2.9	1.0	1.7	2.5	24.5	

\* Design Factor 4:1 Proof tested and certified.

Note: Hook may not be swiveled when under load.



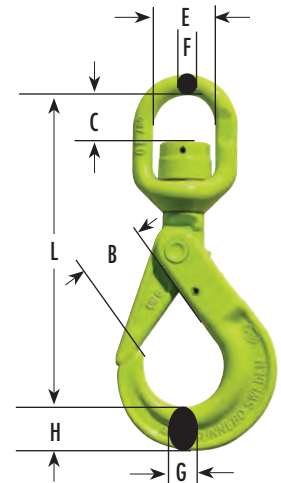


## SELF-LOCKING HOOKS - BKLK WITH BALL BEARINGS (SWIVEL EYE TYPE)

Stock No.	Model	Chain Size In.	Grade	Working Load Limit *(Lbs)	Dimensions (Inches)								Weight Each (Lbs.)
					L	B	C	E	F	G	H		
590121	BKLK-6-10	7/32"	100	2,700	5.9	1.1	0.94	1.3	0.43	0.59	0.83	1.5	
590123	BKLK-7/8-10	9/32"	100	4,300	7.2	1.5	1.1	1.5	0.47	0.67	1.0	2.6	
590123	BKLK-7/8-10	5/16"	100	5,700	7.2	1.5	1.1	1.5	0.47	0.67	1.0	2.6	
590125	BKLK-10-10	3/8"	100	8,800	8.6	1.7	1.4	1.7	0.59	0.83	1.2	4.2	
590126	BKLK-13-10	1/2"	100	15,000	11.1	2.1	1.8	1.9	0.75	1.2	1.5	8.4	
590127	BKLK-16-10	5/8"	100	22,600	13.3	2.5	2.5	2.4	0.87	1.5	1.9	15.9	
590128	BKLK-18/20-10	3/4"	100	35,300	14.4	2.7	2.3	2.9	1.0	1.7	2.5	24.9	
590129	BKLK-22-10	7/8"	100	42,700	17.2	3.1	3.1	3.1	1.4	2.0	2.4	37.0	
590130	BKLK-26-10 OFFS **	1"	100	59,700	19.1	3.9	4.3	4.0	1.8	2.1	2.7	57.3	
590480	BKLK-32-8 OFFS **	1 1/4"	80	72,300	21.0	4.7	4.3	4.0	1.8	2.4	3.4	71.2	

\* Design Factor 4:1 Proof tested and certified

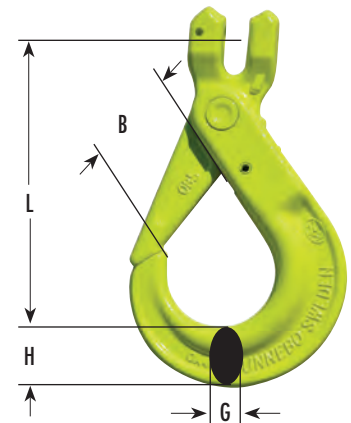
\*\* DNV 2.7.1 Type Approval



## SELF-LOCKING HOOKS - BKG (CLEVIS TYPE)

Stock No.	Model	Chain Size In.	Grade	Working Load Limit *(Lbs)	L	Dimensions (Inches)			Weight Each (Lbs.)
						B	G	H	
590084	BKG-7-10	9/32"	100	4,300	4.7	1.5	0.67	0.98	1.8
590086	BKG-8-10	5/16"	100	5,700	4.8	1.5	0.67	1.0	2.0
590087	BKG-10-10	3/8"	100	8,800	5.6	1.8	0.83	1.2	3.3
590088	BKG-13-10	1/2"	100	15,000	7.1	2.1	1.2	1.5	6.6
590089	BKG-16-10	5/8"	100	22,600	8.9	2.4	1.5	1.9	12.6
590091	BKG-20-10	3/4"	100	35,300	9.4	2.9	1.7	2.5	21.2

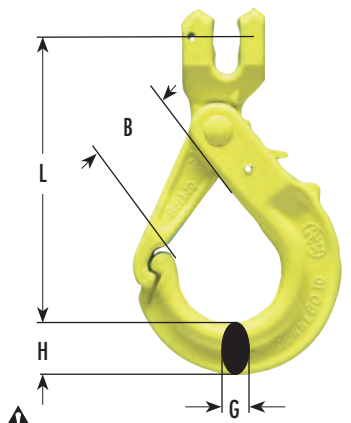
\* Design Factor 4:1 Proof tested and certified.



## SELF-LOCKING HOOKS - GBK WITH GRIP LATCH (CLEVIS TYPE)

Stock No.	Model	Chain Size In.	Grade	Working Load Limit *(Lbs)	L	Dimensions (Inches)			Weight Each (Lbs.)
						B	G	H	
589737	GBK-7-10	9/32"	100	4,300	4.7	1.5	0.79	0.87	1.8
589739	GBK-8-10	5/16"	100	5,700	4.7	1.5	0.79	0.87	1.8
589740	GBK-10-10	3/8"	100	8,800	5.9	1.9	0.83	1.2	3.1
589741	GBK-13-10	1/2"	100	15,000	6.8	2.1	1.2	1.5	6.0
589742	GBK-16-10	5/8"	100	22,600	8.1	2.4	1.5	1.9	9.7

\* Design Factor 4:1 Proof tested and certified.



**WARNING**

SEE WARNINGS AND USE LIMITATIONS ON PAGES 26-36