

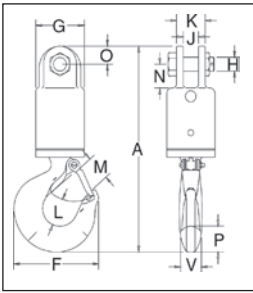


Equipped with Tapered Roller Thrust Bearing

- Suitable for frequent rotation under load.
- All swivels individually proof tested with labeled documentation.
- All hooks furnished with latches assembled.
- All jaws complete with bolts, nuts and cotter pins.
- Pressure lube fitting provided.
- **NOT TO BE USED ON DEMOLITION (WRECKING) BALLS.**
- Other types and capacities up to 1250t, available to meet your requirements.
- **IMPORTANT - Crosby Swivels should only be used with the recommended wire rope. Contact the wire rope manufacturer for the proper wire rope to be used with Crosby Swivels.**



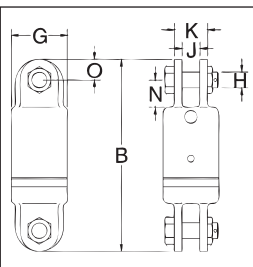
S-1 Jaw & Hook



Swivel No.	S-1 Stock No.	Working Load Limit (t)*	Wire Rope Size (in.)	Weight Each (lbs.)	Dimensions (in.)											
					A	F	G	H	J	K	L	M	N	O	P	V
3-S-1	297011	3	1/2	9.81	11.44	4.84	2.75	.75	.88	1.62	1.53	1.41	1.31	1.00	1.44	1.12
5-S-1	297217	5	5/8	15.51	13.34	6.28	3.00	.88	1.00	2.25	1.94	1.69	1.62	1.12	1.81	1.44
8-S-1	297413	8-1/2	3/4	29.42	16.45	7.54	4.00	1.00	1.56	2.81	2.46	2.22	2.12	1.38	2.25	1.62
10-S-1	297618	10	7/8	46.75	19.75	8.34	4.50	1.50	1.75	3.38	2.59	2.41	3.50	1.75	2.59	1.94
15-S-1	297814	15	1	73.75	22.24	10.34	5.00	1.50	1.75	3.38	2.81	3.19	3.50	1.75	3.00	2.38
25-S-1	298118	25	-	140.00	26.78	13.62	6.00	2.00	2.00	4.62	3.44	3.62	3.69	2.38	3.66	3.00
35-S-1	298216	35	-	220.00	29.94	14.06	6.50	2.00	2.00	4.62	3.88	3.75	3.69	2.38	4.56	3.19
45-S-1	298314	45	-	251.00	35.06	15.44	7.00	2.25	2.50	5.00	4.75	4.25	4.00	3.00	5.06	3.25

*Individually Proof Tested to 2 times the Working Load Limit. Ultimate Load is 5 times the Working Load Limit.

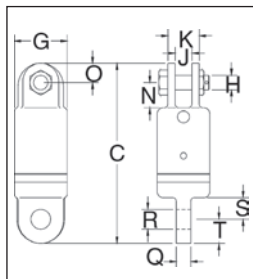
S-2 Jaw & Jaw



Swivel No.	S-2 Stock No.	Working Load Limit (t)*	Wire Rope Size (in.)	Weight Each (lbs.)	Dimensions (in.)						
					B	G	H	J	K	N	O
3-S-2	297020	3	1/2	9.63	9.28	2.75	.75	.88	1.62	1.31	1.00
5-S-2	297226	5	5/8	13.69	10.31	3.00	.88	1.00	2.25	1.62	1.12
8-S-2	297422	8-1/2	3/4	26.16	12.62	4.00	1.00	1.56	2.81	2.12	1.38
10-S-2	297627	10	7/8	45.75	16.75	4.50	1.50	1.75	3.38	3.50	1.75
15-S-2	297823	15	1	62.75	17.12	5.00	1.50	1.75	3.38	3.50	1.75
25-S-2	298127	25	-	140.00	20.75	6.00	2.00	2.00	4.62	3.69	2.38
35-S-2	298225	35	-	155.00	20.75	6.50	2.00	2.00	4.62	3.69	2.38
45-S-2	298323	45	-	235.00	25.25	7.00	2.25	2.50	5.00	4.00	3.00

*Individually Proof Tested to 2 times the Working Load Limit. Ultimate Load is 5 times the Working Load Limit.

S-3 Jaw & Eye

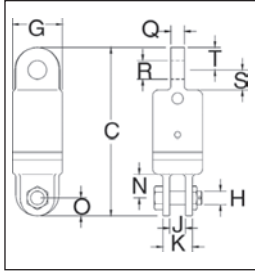


Swivel No.	S-3 Stock No.	Working Load Limit (t)*	Wire Rope Size (in.)	Weight Each (lbs.)	Dimensions (in.)										
					C	G	H	J	K	N	O	Q	R	S	T
3-S-3	297039	3	1/2	9.12	9.34	2.75	.75	.88	1.62	1.31	1.00	.75	1.03	1.12	1.25
5-S-3	297235	5	5/8	13.50	10.06	3.00	.88	1.00	2.25	1.62	1.12	1.00	1.28	1.25	1.25
8-S-3	297431	8-1/2	3/4	24.90	12.25	4.00	1.00	1.56	2.81	2.12	1.38	1.25	1.41	1.62	1.50
10-S-3	297636	10	7/8	43.50	16.12	4.50	1.50	1.75	3.38	3.50	1.75	1.69	1.69	2.75	1.88
15-S-3	297832	15	1	61.00	16.75	5.00	1.50	1.75	3.38	3.50	1.75	1.94	2.03	2.75	2.12
25-S-3	298136	25	-	135.00	21.50	6.00	2.00	2.00	4.62	3.69	2.38	2.25	2.31	3.88	2.38
35-S-3	298234	35	-	150.00	21.50	6.50	2.00	2.00	4.62	3.69	2.38	2.25	2.31	3.88	2.38
45-S-3	298332	45	-	225.00	25.88	7.00	2.25	2.50	5.00	4.00	3.00	2.50	2.53	4.00	3.00

*Individually Proof Tested to 2 times the Working Load Limit. Ultimate Load is 5 times the Working Load Limit.

Crosby® Swivels

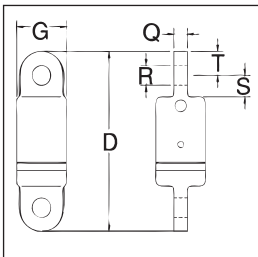
S-4 Eye & Jaw



Swivel No.	S-4 Stock No.	Working Load Limit (t)*	Wire Rope Size (in.)	Weight Each (lbs.)	Dimensions (in.)										
					C	G	H	J	K	N	O	Q	R	S	T
3-S-4	297048	3	1/2	9.00	9.34	2.75	.75	1.62	1.31	1.00	.75	1.03	1.12	1.25	
5-S-4	297244	5	5/8	12.33	10.06	3.00	.88	1.00	2.25	1.62	1.12	1.00	1.28	1.25	
8-S-4	297440	8-1/2	3/4	29.00	12.25	4.00	1.00	1.56	2.81	2.12	1.38	1.25	1.41	1.62	
10-S-4	297645	10	7/8	44.00	16.12	4.50	1.50	1.75	3.38	3.50	1.75	1.69	1.69	2.75	
15-S-4	297841	15	1	61.00	16.75	5.00	1.50	1.75	3.38	3.50	1.75	1.94	2.03	2.75	
25-S-4	298145	25	-	135.00	21.50	6.00	2.00	2.00	4.62	3.69	2.38	2.25	2.31	3.88	
35-S-4	298243	35	-	150.00	21.50	6.50	2.00	2.00	4.62	3.69	2.38	2.25	2.31	3.88	
45-S-4	298341	45	-	225.00	25.88	7.00	2.25	2.50	5.00	4.00	3.00	2.50	2.53	4.00	

*Individually Proof Tested to 2 times the Working Load Limit. Ultimate Load is 5 times the Working Load Limit.

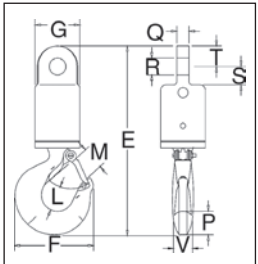
S-5 Eye & Eye



Swivel No.	S-5 Stock No.	Working Load Limit (t)*	Wire Rope Size (in.)	Weight Each (lbs.)	Dimensions (in.)					
					D	G	Q	R	S	T
3-S-5	297057	3	1/2	8.50	9.41	2.75	.75	1.03	1.12	1.25
5-S-5	297253	5	5/8	11.30	9.81	3.00	1.00	1.28	1.25	1.25
8-S-5	297459	8-1/2	3/4	29.25	11.88	4.00	1.25	1.41	1.62	1.50
10-S-5	297654	10	7/8	42.00	15.50	4.50	1.69	1.69	2.75	1.88
15-S-5	297850	15	1	49.00	16.38	5.00	1.94	2.03	2.75	2.12
25-S-5	298154	25	-	130.00	22.25	6.00	2.25	2.31	3.88	2.38
35-S-5	298252	35	-	145.00	22.25	6.50	2.25	2.31	3.88	2.38
45-S-5	298350	45	-	215.00	26.50	7.00	2.50	2.53	4.00	3.00

*Individually Proof Tested to 2 times the Working Load Limit. Ultimate Load is 5 times the Working Load Limit.

S-6 Eye & Hook



Swivel No.	S-6 Stock No.	Working Load Limit (t)*	Wire Rope Size (in.)	Weight Each (lbs.)	Dimensions (in.)										
					E	F	G	L	M	P	Q	R	S	T	V
3-S-6	297066	3	1/2	9.32	11.50	4.84	2.75	1.53	1.41	1.44	.75	1.03	1.12	1.25	1.12
5-S-6	297262	5	5/8	14.24	13.09	6.28	3.00	1.94	1.69	1.81	1.00	1.28	1.25	1.25	1.44
8-S-6	297468	8-1/2	3/4	32.00	16.07	7.54	4.00	2.46	2.22	2.25	1.25	1.41	1.62	1.50	1.62
10-S-6	297663	10	7/8	45.50	19.12	8.34	4.50	2.59	2.41	2.59	1.69	1.69	2.75	1.88	1.94
15-S-6	297869	15	1	63.00	21.24	10.34	5.00	2.81	3.19	3.00	1.94	2.03	2.75	2.12	2.38
25-S-6	298163	25	-	135.00	27.53	13.62	6.00	3.44	3.62	3.66	2.25	2.31	3.88	2.38	3.00
35-S-6	298261	35	-	215.00	30.69	14.06	6.50	3.88	3.75	4.56	2.25	2.31	3.88	2.38	3.19
45-S-6	298369	45	-	270.00	35.69	15.44	7.00	4.75	4.25	5.06	2.50	2.53	4.00	3.00	3.25

*Individually Proof Tested to 2 times the Working Load Limit. Ultimate Load is 5 times the Working Load Limit.

Hooks & Swivels



NOTE: For swivels larger than 45 metric tons, or designed to meet the requirements of demanding applications such as subsea applications, please contact the Crosby Special Engineered Products Department. For additional information concerning custom design products, contact:

In U.S.A. - Crosby's Special Engineered Products Group at 1-800-777-1555, Fax (918) 834-5035.

In Canada - Crosby Canada at (905) 451-9261.

In Europe - N.V. Crosby Europe at +32 15 75 71 25.