



AMP300



AMP300 & AMP200



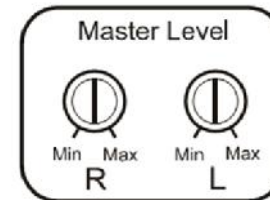

Automatic Source Switching Power Amplifiers

- Fully Discrete Internal Components – 2 Ohm Stable
- Dual Line Level Inputs with Priority Override
- Speaker Level Input/output for additional connectivity options
- Independent Volume and Balance Front Panel Controls
- Rear Panel Master Level governs front volume and balance
- Switch On, Auto-On (Signal Sensing) or 12 Volt Trigger
- Rear Panel Stereo Bridge Switch
- A/B Speaker Selector



AMP200

The AMP200, the Workhorse




Master Volume
Control located on
back panel governs
front panel Attenuator



Toroid Transformer

High Internal Capacitance



Oversized Internal Heat-sink

A + B Speaker Buttons

LED Status Indicator
Blue: On – Red: Standby

Vue Meters

Balance Control

Volume Attenuator

Dual Bi-polar Output device per Channels mounted to heat-sink

Triple Darlington Audio Section

High Current Power Amplifiers

2 - Ohm Stable, High Internal Capacitance, Discrete Components, Toroid Transformer, Triple Darlington Audio Circuitry and Ample Heat-sink

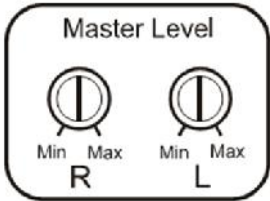





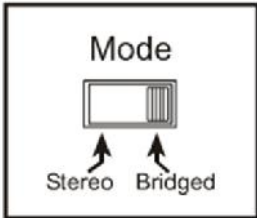
Maximum Flexibility...

- Use as Second Zone out from AVR
- Interface with whole house audio system adding a second source while connecting to existing in-wall wiring in a specific room

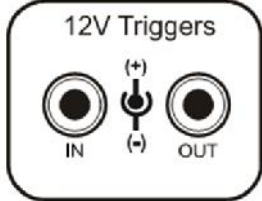
3 to 15 Second delay for Line 2 to come on, No delay for line 1 (it takes instant priority)



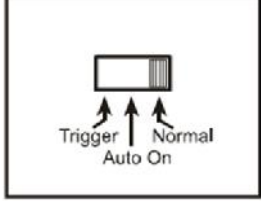
Master Volume Control governs front panel Attenuator



Mode Switch Stereo-Bridged



Both In and Out hard wire 12 volt Triggers



Three turn-on Options 12 volt trigger, Auto Sensing and normal



Application: Multi-Zone A/V Receiver, Second Zone output

Many new audio/video receivers are dual-zone, meaning that they let you switch input sources between two independent sets of outputs: The secondary output—zone "B"—can play a totally separate source than zone "A."

This type of receiver is ideal for powering a two-room audio system. Zone "A," of course, is your main home theater room. The zone "B" outputs are fed to your auxiliary listening room, which lets you watch movies in one room while you listen to CDs in the other, for example.

Most entry level receivers don't power the zone "B" outputs. You have a set of right/left (R/L) line outputs, which you then have to feed into a separate amplifier or receiver for the second room.

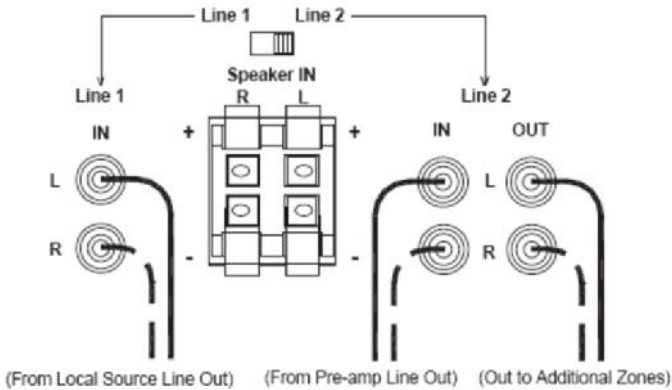
Separate listening sources: You can listen to one source in your main room and a separate source in the auxiliary room.

Separate controls: You can usually control the second room audio from a supplementary RF remote control

OSD Automatic Source Switching Amplifiers: Ideal for connecting to second zone , provides additional input for local source


Automatic Source Switching

Connecting two low or signal level sources (line1 & 2)



AV Home Theater...

Multi-Source/Multi-Zone Receiver

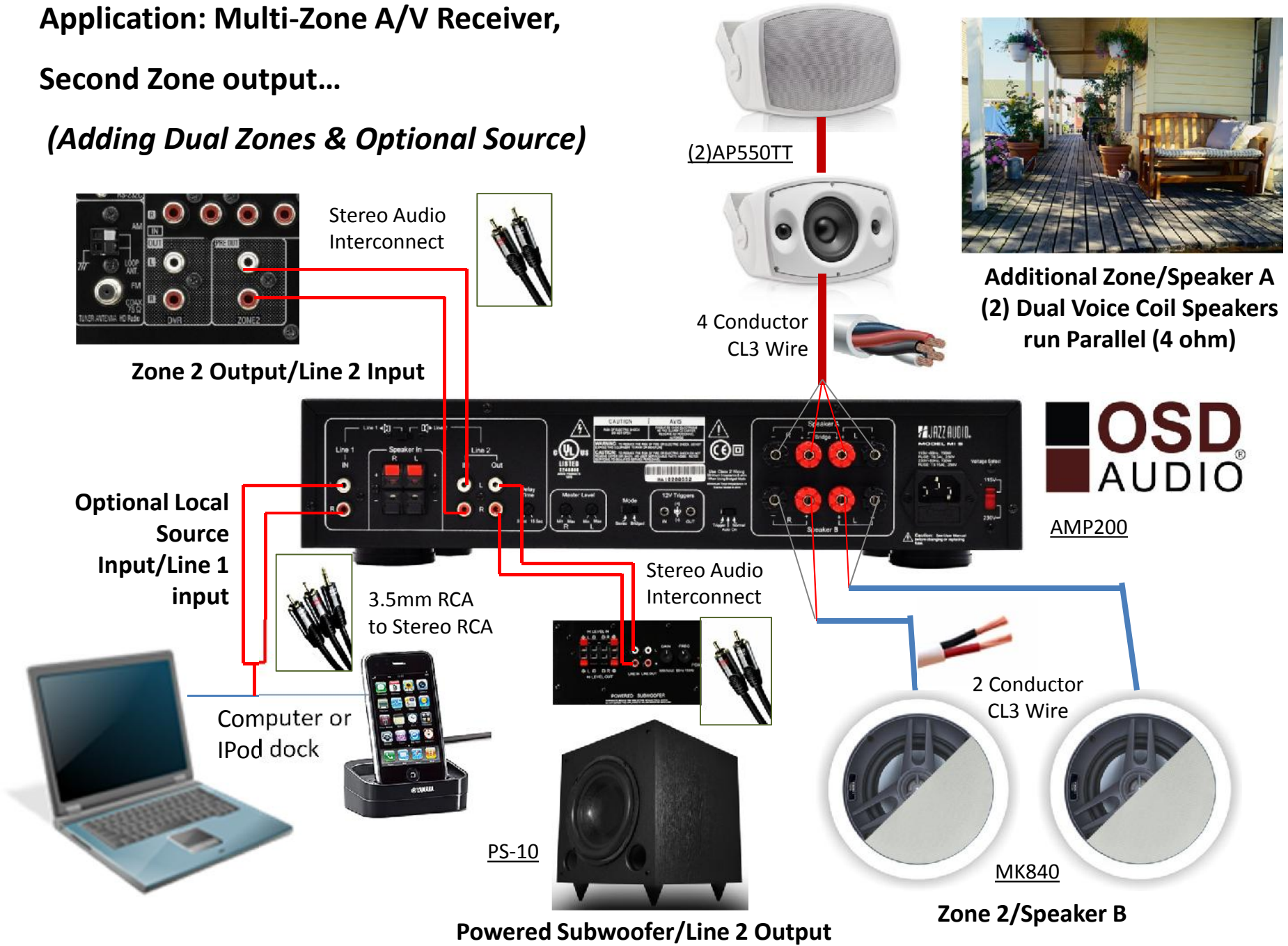


Back panel



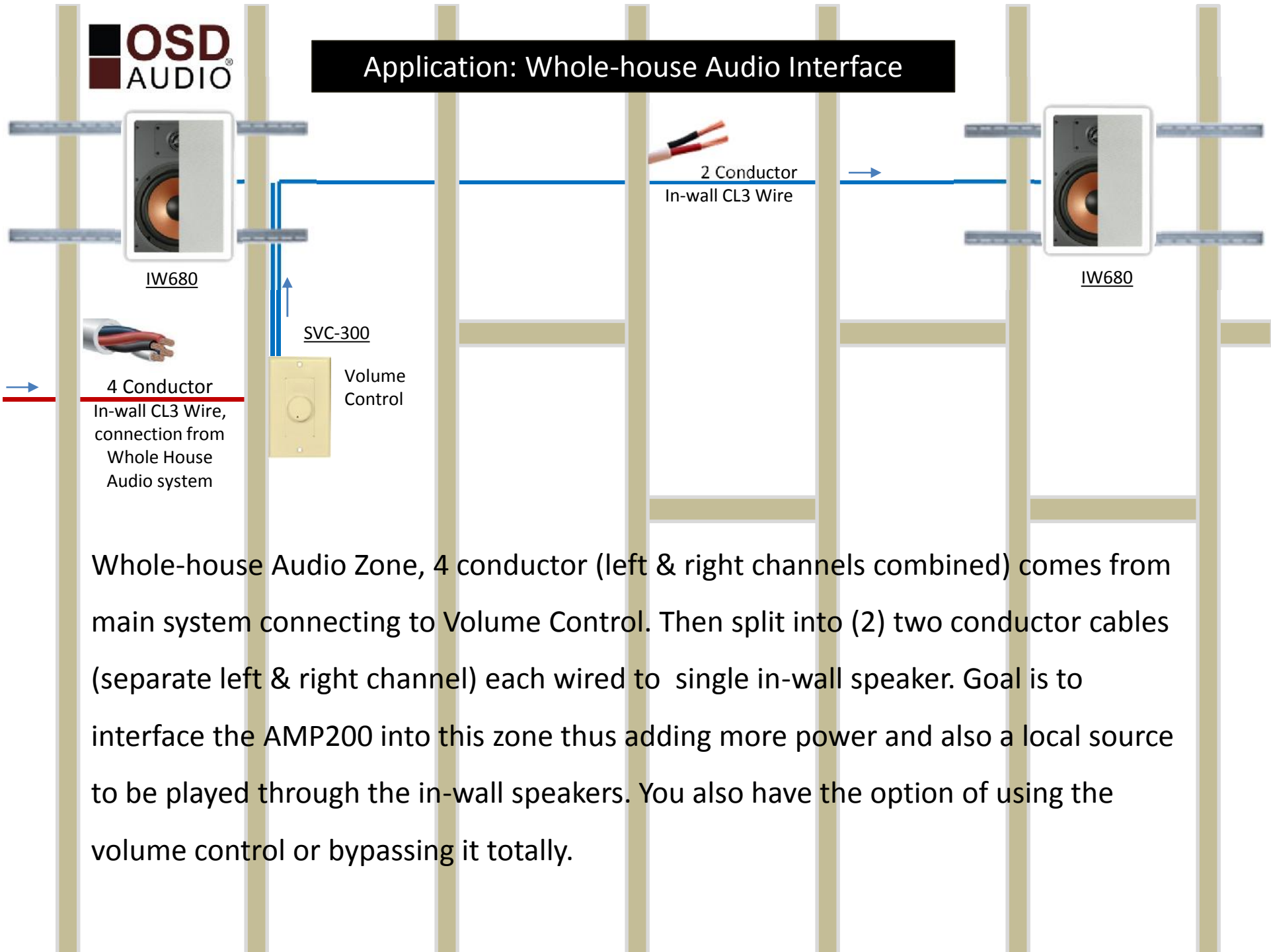
**Application: Multi-Zone A/V Receiver,
Second Zone output...**

(Adding Dual Zones & Optional Source)





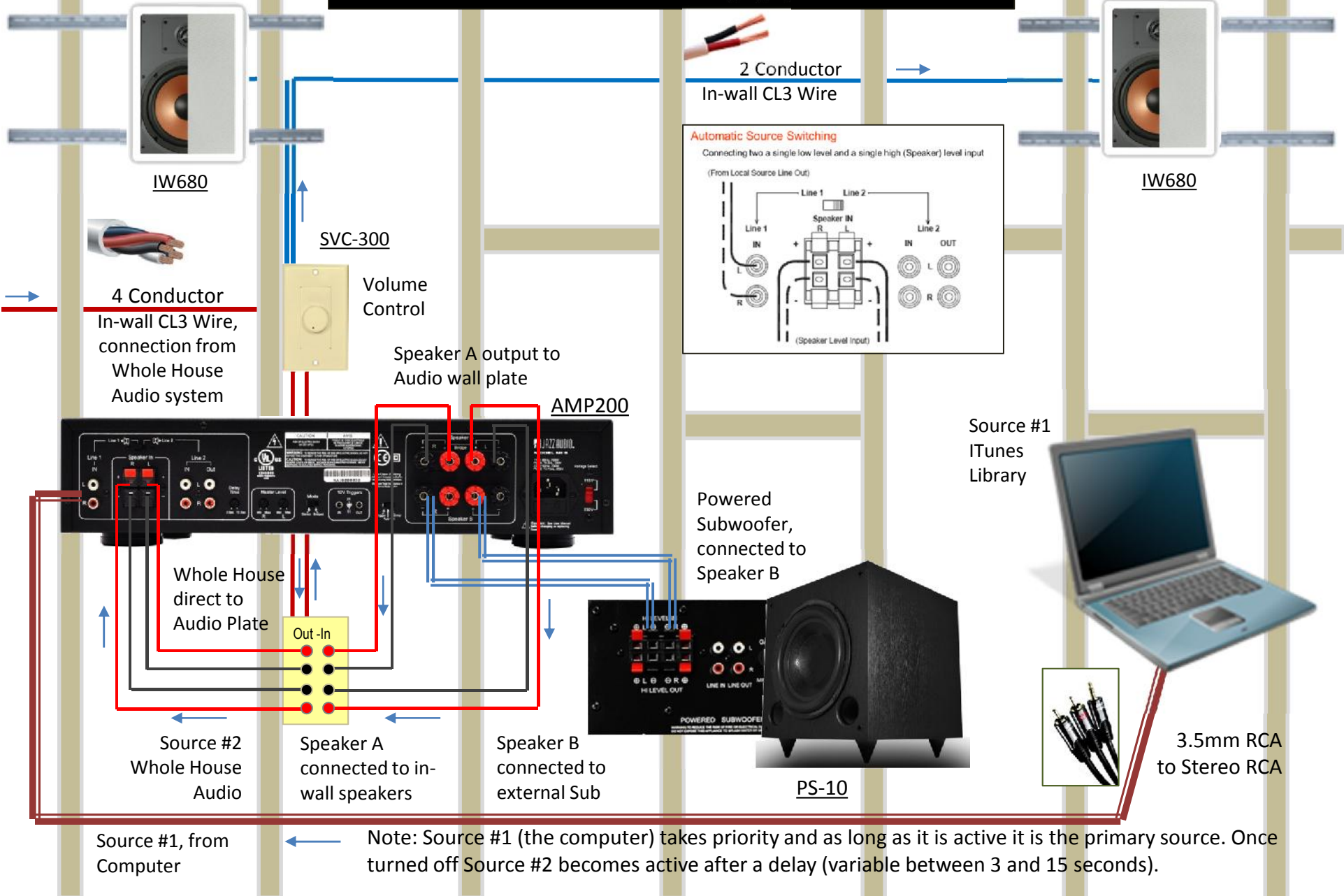
Application: Whole-house Audio Interface



Whole-house Audio Zone, 4 conductor (left & right channels combined) comes from main system connecting to Volume Control. Then split into (2) two conductor cables (separate left & right channel) each wired to single in-wall speaker. Goal is to interface the AMP200 into this zone thus adding more power and also a local source to be played through the in-wall speakers. You also have the option of using the volume control or bypassing it totally.



Application: Whole-house Audio Interface, Adding Subwoofer and local Source using high (Speaker) level input





The Key to the OSD High Current Amplifiers featuring Automatic Source Switching is they provide maximum flexibility to handle a number of different applications.

These amplifiers are rated to handle 2 ohm loads. There is a reason they have heavy duty power supplies, discrete components and over sized internal heat-sinks. Creating both 4 and 2 ohm loads increases the output of the Amplifier but also generates a dramatic amount of heat as well.



How can you tell an amplifier is truly High Current? 1) Check the Specifications, with both a Heavy Duty Power Supply and Internal Heat- sink, typical High Current amplifiers will weight almost three times more than a standard Amplifier. 2) There will also be a 2 ohm specification listed as well



AMOP120 - Net Weight: 9.6 lbs.



AMP200 - Net Weight: 24.3 lbs.



Parallel Connection... High Current Amplifier

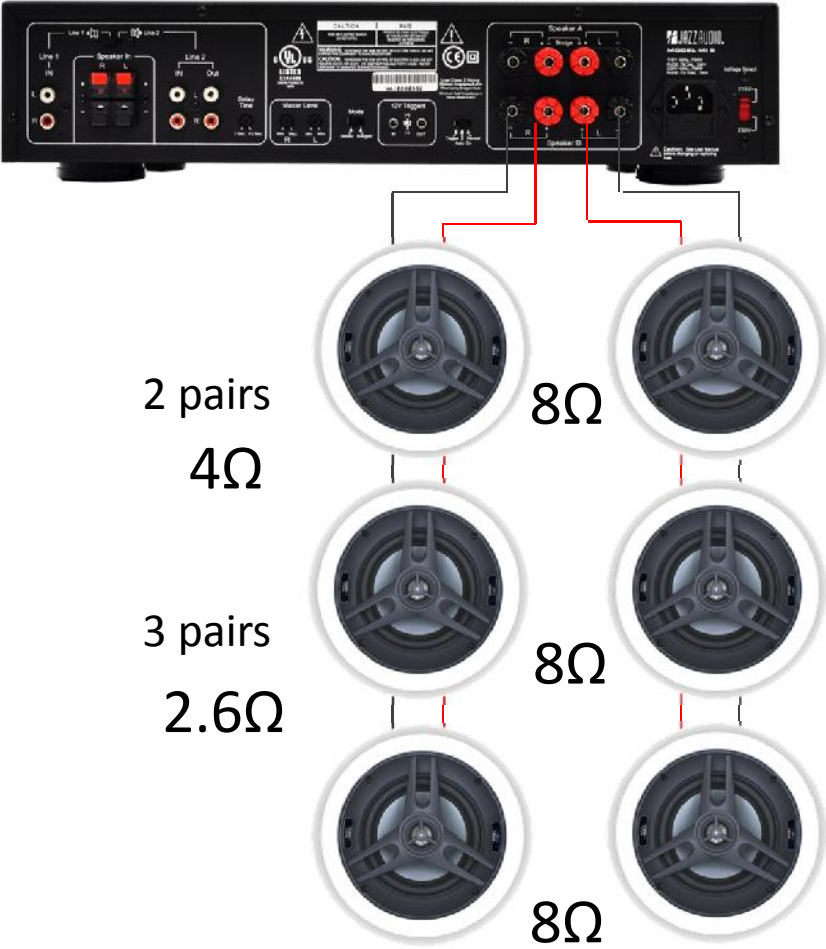
A couple examples why you might need or want a High Current Amplifier built to operate a 2 ohm load. One example is pictured to the right...

Connecting up to Three pairs of 8 ohm speakers off a single speaker output wired in parallel. The final load the amplifier will see is 2.6 ohm.

The Second example involves a speaker that is considered a very demanding speaker that operates at 4 ohm or below on a consistent basis.

You need an Amplifier that will provide enough current so this speaker design can operate to its full potential. An Electrostatic speaker is an example of this type.

An Example of a 2 Ohm load, three pairs of 8 Ohm speakers wired in Parallel...





High Current Power Amplifiers

2 - Ohm Stable, High Internal Capacitance, Discrete Components, Toroid Transformer, Triple Darlington Audio Circuitry and Ample Heat-sink



MSRP: \$449.99

AMP300 Dual Source 300 W High Current Amplifier

- 150W per Channel into 8 Ohm load with less than 0.2% THD
- 235W per Channel into 4 Ohms load with less than 0.2% THD
- 350W per Channel into 2 Ohm load with less than 0.2% THD
- 470 Bridged mono into 8 Ohms load with less than 0.2%THD
- Dual Source both Signal and speaker level inputs
- Three turn on options (switched, 12v and auto sensing)
- Master right and left gain control
- **Net Weight: 35 lbs.**



MSRP: \$349.99

AMP200 Dual Source 160 W High Current Amplifier

- 80W per Channel into 8 Ohm load with less than 0.2% THD
- 125W per Channel into 4 Ohms load with less than 0.2% THD
- 200W per Channel into 2 Ohm load with less than 0.2% THD
- 470 Bridged mono into 8 Ohms load with less than 0.2%THD
- Dual Source both Signal and speaker level inputs
- Three turn on options (switched, 12v and auto sensing)
- Master right and left gain control
- **Net Weight: 24.3 lbs.**