



# CLASSIC COAT™

*Flexible Coating*

*Changes or Renews  
Color on Most  
Vinyl & Leather*

*Provides Superior  
Color, Adhesion  
and Flexibility*

**FOR  
REFERENCE  
ONLY**  
Color chips may  
slightly vary  
in color



Ford | ZUEA | **Midnight Black**  
SEM No. **17013**



Ford | ZUBA | **Lt. Graphite**  
SEM No. **17023**



Ford | BJAA | **Lt. Parchment**  
SEM No. **17033**



Ford | ZUCA | **Med. Graphite**  
SEM No. **17043**



Ford | BJCA | **Med. Parchment**  
SEM No. **17053**



Ford | AYCA | **Med. Prairie Tan**  
SEM No. **17063**



Ford | ZU4A | **Med. Dk. Graphite**  
SEM No. **17073**




Ford | ZU5A | **Dk. Graphite**  
SEM No. **17083**



GM | 0848 | **Black**  
SEM No. **17093**



GM | 9780 | **Dk. Gray**  
SEM No. **17103**



GM | 7701 | **Graphite**  
SEM No. **17113**



GM | 9781 | **Lt. Gray**  
SEM No. **17123**



GM | 9772 | **Lt. Neutral**  
SEM No. **17133**



GM | 101E | **Lt. Oak**  
SEM No. **17143**



GM | 110D | **Med. Dk. Pewter**  
SEM No. **17163**



GM | 9779 | **Med. Gray**  
SEM No. **17173**



GM | 195A | **Med. Neutral**  
SEM No. **17183**



GM | 149B | **Shale**  
SEM No. **17203**



GM | 9902 | **Very Dk. Gray**  
SEM No. **17213**



GM | 642H | **Very Dk. Pewter**  
SEM No. **17223**



Chrysler | L5 | **Taupe**  
SEM No. **17243**



Honda | N/A | **Classy Gray**  
SEM No. **17263**



Toyota | N/A | **Ivory**  
SEM No. **17293**




Acura | N/A | **Tan**  
SEM No. **17313**



Acura | N/A | **Creamy Ivory**  
SEM No. **17323**



BMW | N/A | **Silver Gray**  
SEM No. **17353**



Chrysler | D1 | **Lt. Graystone**  
SEM No. **17363**



Chrysler | DV | **Dk. Slate Gray**  
SEM No. **17373**



Ford | 1T3A | **Med. Lt. Stone**  
SEM No. **17383**



Ford | 1TBA | **Lt. Stone**  
SEM No. **17393**



Ford | 4T1A | **Camel**  
SEM No. **17403**



GM | 830K | **Lt. Cashmere**  
SEM No. **17413**



GM | 931K | **Med. Cashmere**  
SEM No. **17423**



GM | 935L | **Very Dk. Cashmere**  
SEM No. **17433**



N/A | N/A | **Limo Flat Black**  
SEM No. **17503**

# LEATHER

## 1 CLEAN

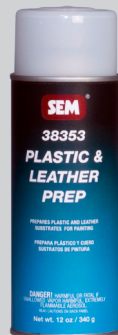
Clean with **SEM Soap** and a gray scuff pad. Scrub thoroughly, paying close attention to textured or recessed areas. Rinse with water and dry or wipe off with a damp cloth.



**SEM Soap**  
Part: 39362  
15 oz. Tube

## 2 PREP

Clean with **Plastic & Leather Prep** using a lint free towel and wiping in one direction. If contamination still exists after cleaning, water will bead on the surface. Repeat steps 1 and 2 until beading no longer occurs.



**Plastic & Leather Prep**  
Part: 38351  
Gallon  
Part: 38353  
16 oz. Aerosol  
Part: 38354  
Quart

## 3 SCUFF

Scuff the leather with a clean gray scuff pad or 400-600 grit sandpaper. Blow off dust and clean again with **Plastic & Leather Prep**.

## 4 APPLICATION

Apply light coats of **Classic Coat**, allowing 5-10 minutes between coats, until hiding or desired uniform color is achieved.

**NOTE:** Even though film can appear dry to touch, the substrate should not be subjected to heavy abuse or abrasion for 24 hours.



**Classic Coat™**  
16 oz. Aerosols

# VINYL

## 1 CLEAN

Clean with **SEM Soap** and a gray scuff pad. For vinyl convertible tops, use a nylon bristle brush. Scrub thoroughly, paying close attention to textured or recessed areas. Rinse with water and dry or wipe off with a damp cloth.



**SEM Soap**  
Part: 39362  
15 oz. Tube

## 2 PREP

Clean with **Vinyl Prep** using a damp lint free towel wiping in one direction. Or, apply **Zero VOC Surface Cleaner** directly to the surface or wipe on with a clean cloth. Wipe surface with enough material to adequately float contaminants out of sand scratches.

Wipe dry in one direction with a clean, lint-free cloth, turning and changing cloths often. If contamination still exists, water will bead on the surface. Repeat steps 1 and 2 until no beading occurs.

**CAUTION:** Do not allow **Vinyl Prep** or **Zero VOC Surface Cleaner** to splash or stand on painted surface as discoloring may occur.



**Vinyl Prep**  
Part: 38343  
16 oz. Aerosol  
Part: 38344  
Quart



**Zero VOC Surface Cleaner**  
Part: 40401  
Gallon  
Part: 40404  
Quart

## 3 APPLICATION

Apply light coats of **Classic Coat**, allowing 5-10 minutes between coats, until hiding or desired uniform color is achieved.

**NOTE:** Even though film can appear dry to touch, the substrate should not be subjected to heavy abuse or abrasion for 24 hours.



**Classic Coat™**  
16 oz. Aerosols



The Right Choice