













ESTIMATE REQUEST FORM

NAME: _____
 ADDRESS: _____
 CITY, ST, ZIP: _____
 PHONE: _____
 EMAIL: _____

CONTACT US AT:	
Address:	Stainless Cable & Railing Inc. 3315 NE 112th Ave #73, Vancouver, WA 98682
Website:	www.stainlesscablerailing.com
Email:	quotes@stainlesscablerailing.com
Phone:	888-686-7245 (RAIL)

GENERAL RAILING INFO			POST STYLE			TOP RAIL OPTIONS		
CABLE SIZE	RAIL HEIGHT	MOUNT STYLE	ALUMINUM	STAINLESS	WOOD	ALUMINUM	STAINLESS	
<input type="checkbox"/> 1X19 - 1/8"	<input type="checkbox"/> 36"	<input type="checkbox"/> Deck (Top)	<input type="checkbox"/> Black 	<input type="checkbox"/> Round	<input type="checkbox"/> 4x4 Batu	<input type="checkbox"/> Rectangular 	<input type="checkbox"/> 2" Round 	
<input type="checkbox"/> 1X19 - 3/16"	<input type="checkbox"/> 42"	<input type="checkbox"/> Fascia (Side)	<input type="checkbox"/> Bronze 	<input type="checkbox"/> Square	<input type="checkbox"/> 4x4 Quattro	<input type="checkbox"/> Shaped 	<input type="checkbox"/> 1/2 x 2" Flat 	
<input type="checkbox"/> 7X7 - 3/16"	<input type="checkbox"/> Custom	<input type="checkbox"/> Core (Ground)	<input type="checkbox"/> Clay 		<input type="checkbox"/> 6x6 Quattro	ALUM w/WOOD		
			<input type="checkbox"/> Natural 		<input type="checkbox"/> Customer Provided	<input type="checkbox"/> 5/4x4 w/P2P 	STAND ALONE	
			<input type="checkbox"/> White 			<input type="checkbox"/> 5/4x6 w/P2P 	<input type="checkbox"/> 2x4 Wood 	
DECK FASCIA SIZE		GRAB RAIL	GATE		ARE YOU WITHIN 10 MILES OF A SALTWATER AREA?			
<input type="checkbox"/> 2x6	<input type="checkbox"/> 2x10	<input type="checkbox"/> Single	<input type="checkbox"/> YES	<input type="checkbox"/> NO				
<input type="checkbox"/> 2x8	<input type="checkbox"/> 2x12	<input type="checkbox"/> Double	<input type="checkbox"/> YES	<input type="checkbox"/> NO	WOOD TYPE			
					<input type="checkbox"/> Batu	<input type="checkbox"/> IPE	<input type="checkbox"/> Cedar	

Use this area for the basic layout drawing of your project.

