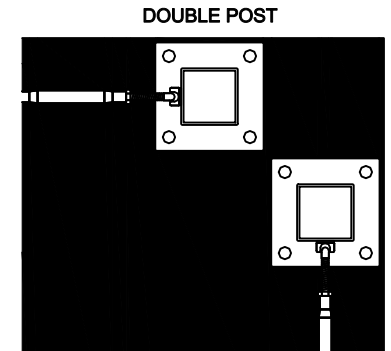


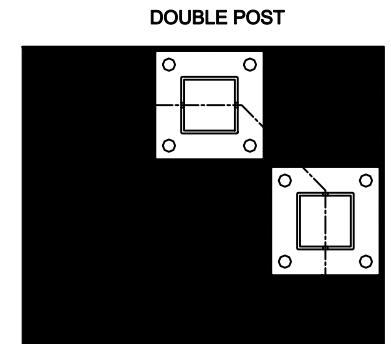
MAINTAIN 5'-0" MAX SPACING
BETWEEN POSTS TO MINIMIZE
CABLE DEFLECTION

NOTE: BUILDING CODES VARY BY CITY & COUNTY. FOLLOWING THE INSTALLATION AND RAILING DESIGN INSTRUCTION AS DETAILED IN THIS DRAWING DOES NOT GUARANTEE CODE COMPLIANCE IN ALL AREAS. BEFORE STARTING THE PROJECT, CHECK WITH LOCAL REQUIREMENT FOR USING AND INSTALLING CABLE RAILINGS.

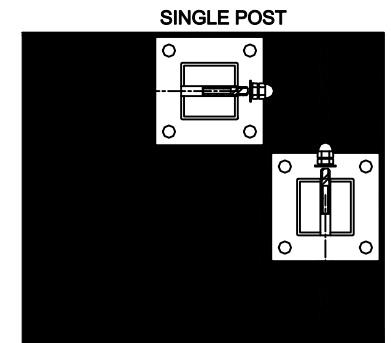
DESIGN RECOMMENDATION: CABLE VIEW ALUMINUM RAILING WITH CABLE INFILL DECK MOUNTED



BOTH FITTINGS ATTACH TO FACE



CABLE RUNS CONTINUOUSLY
THROUGH THE CORNER



BOTH FITTINGS ATTACH THROUGH POST