

ER-650 Series

ELECTRONIC CASH REGISTERS



Cable Catalog

November 1, 2006

CRS



PC
INTERFACE

CASH
DRAWER

PRINTER

SLIP
PRINTER

COIN
DISPENSER

SCALE

POLE
DISPLAY

KITCHEN
VIDEO

VIDEO
SURVEILLANCE

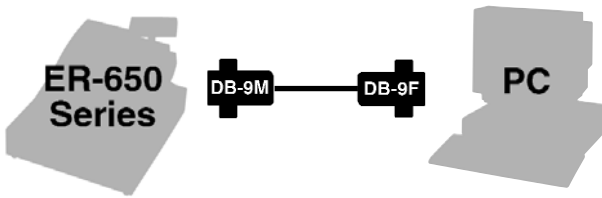
SCANNER

LIQUOR
DISPENSER

INTEGRATED
PAYMENT

ER-650 Series Cable Configurations

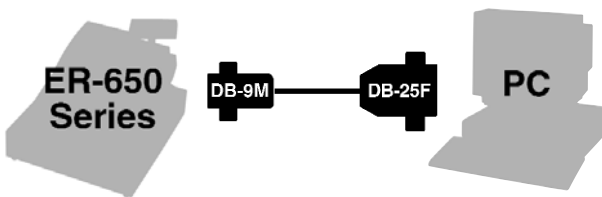
PC Polling/Communication



CRS Part No. 522035 – 5 Feet

ECR DB-9M	PC DB-9F
DCD 1	1 DCD
RXD 2	2 RXD
TXD 3	3 TXD
DTR 4	4 DTR
GND 5	5 GND
DSR 6	6 DSR
RTS 7	7 RTS
CTS 8	8 CTS
VCC 9	9 RI

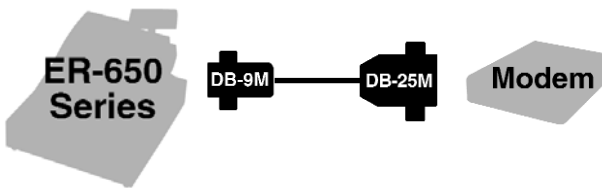
PC Polling/Communication



CRS Part No. 522038 – 5 Feet

ECR DB-9M	PC DB-25F
DCD 1	0-1 ChGND
RXD 2	2 TXD
TXD 3	3 RXD
DTR 4	4 RTS
GND 5	5 CTS
DSR 6	6 DSR
RTS 7	7 GND
CTS 8	8 DCD
VCC 9	20 DTR

Modem







CRS Part No. 522034 – 5 Feet

ECR DB-9M	Modem DB-25M
DCD 1	1 ChGND
RXD 2	2 TXD
TXD 3	3 RXD
DTR 4	4 RTS
GND 5	5 CTS
DSR 6	6 DSR
RTS 7	7 GND
CTS 8	8 DCD
VCC 9	20 DTR





ER-650 Series Cable Configurations

ECR DB-9M	Printer DB-25M
DCD 1	1 ChGND
RXD 2	2 TXD
TXD 3	3 RXD
DTR 4	4 RTS
GND 5	5 CTS
DSR 6	6 DSR
RTS 7	7 GND
CTS 8	8 DCD
VCC 9	20 DTR





5 Feet –CRS Part No. 522117

ECR DB-9M	Printer DB-25M
DCD 1	18 RTS
RXD 2	19 RXD
TXD 3	20 TXD
DTR 4	21 CTS
GND 5	22 GND
DSR 6	23
RTS 7	24
CTS 8	25

5 Feet –CRS Part No. 522091

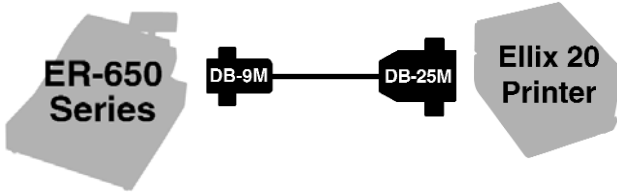
ECR DB-9M	Printer DB-9M
DCD 1	1 DCD
RXD 2	2 RXD
TXD 3	3 TXD
DTR 4	4 DTR
GND 5	5 GND
DSR 6	6 DSR
RTS 7	7 RTS
CTS 8	8 CTS
VCC 9	9 VCC

5 Feet – CRS Part No. 522111

ER-650 Series Cable Configurations

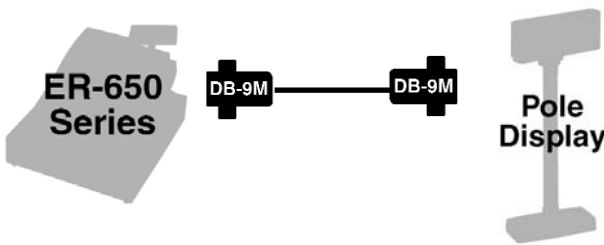
Printer



CRS Part No. 522117 – 5 Feet

ECR DB-9M	Printer DB-25M
DCD 1	1 ChGND
RXD 2	2 TXD
TXD 3	3 RXD
DTR 4	4 RTS
GND 5	5 CTS
DSR 6	6 DSR
RTS 7	7 GND
CTS 8	8 DCD
VCC 9	20 DTR

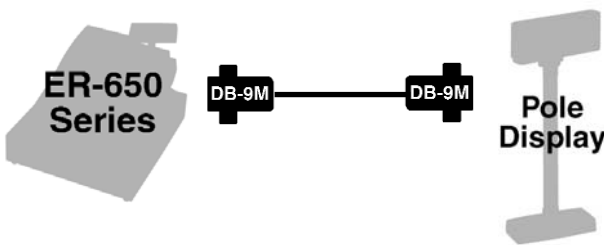
EPSON DIE-P202 Pole Display



N/A

ECR DB-9M	Pole Disp DB-9M
DCD 1	1
RXD 2	2 RXD
TXD 3	3
DTR 4	4
GND 5	5 GND
DSR 6	6
RTS 7	7 DTR
CTS 8	8
+Vcc 9	

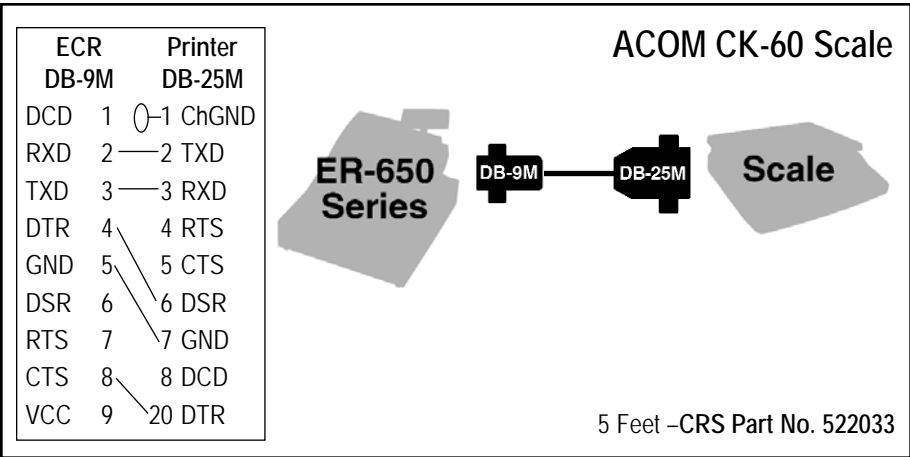
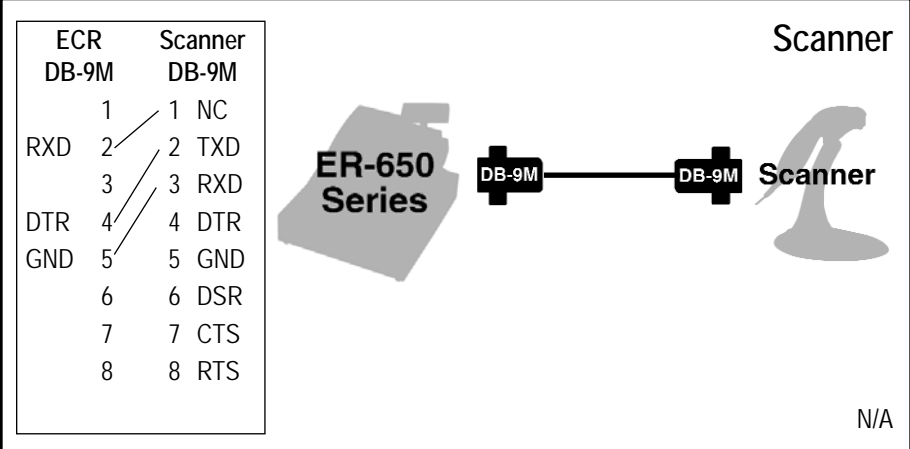
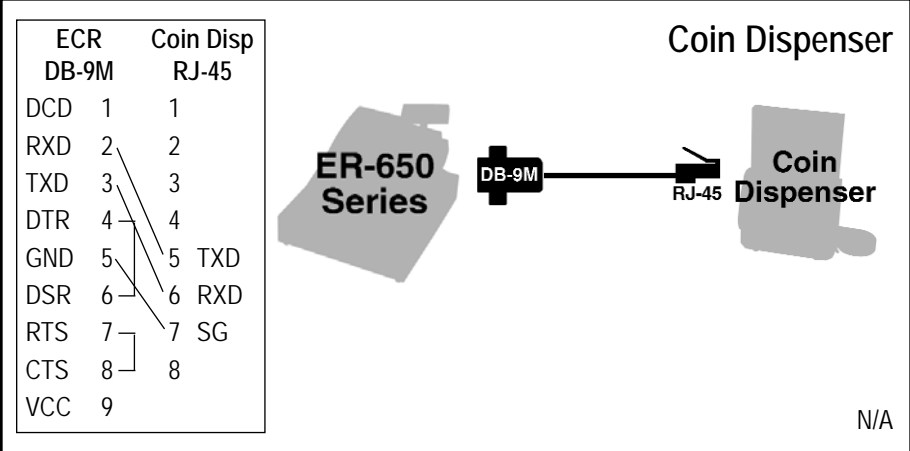
ICD-2002 Pole Display



CRS Part No. 522062 – 5 Feet

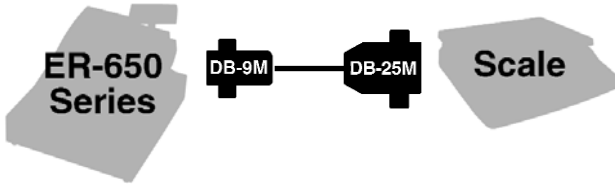
ECR DB-9M	Pole Disp DB-9M
DCD 1	1
RXD 2	2 TXD
TXD 3	3 RXD
DTR 4	4
GND 5	5 GND
DSR 6	6 DSR
RTS 7	7
CTS 8	8

ER-650 Series Cable Configurations



ER-650 Series Cable Configurations

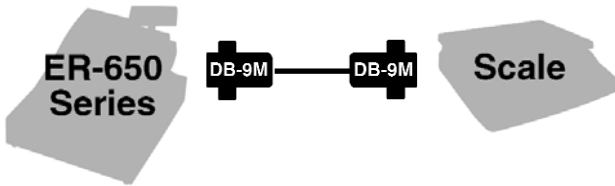
CAS PD-1 Scale



CRS Part No. 522059 – 5 Feet

ECR	Scale
DB-9M	DB-25M
DCD 1	1
RXD 2	2
TXD 3	3
DTR 4	4
GND 5	5 TXD
DSR 6	6 RXD
RTS 7	7
CTS 8	23 GND

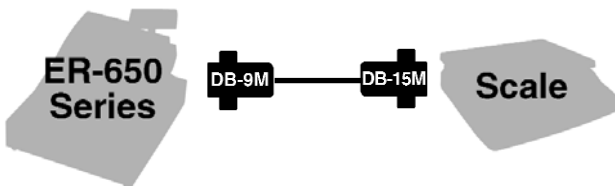
NCI 6710/6720 Scale



CRS Part No. 522056 – 5 Feet

ECR	Scale
DB-9M	DB-9M
DCD 1	1
RXD 2	2 TXD
TXD 3	3 RXD
DTR 4	4
GND 5	5 GND
DSR 6	6
RTS 7	7
CTS 8	8
ShieldFR	0

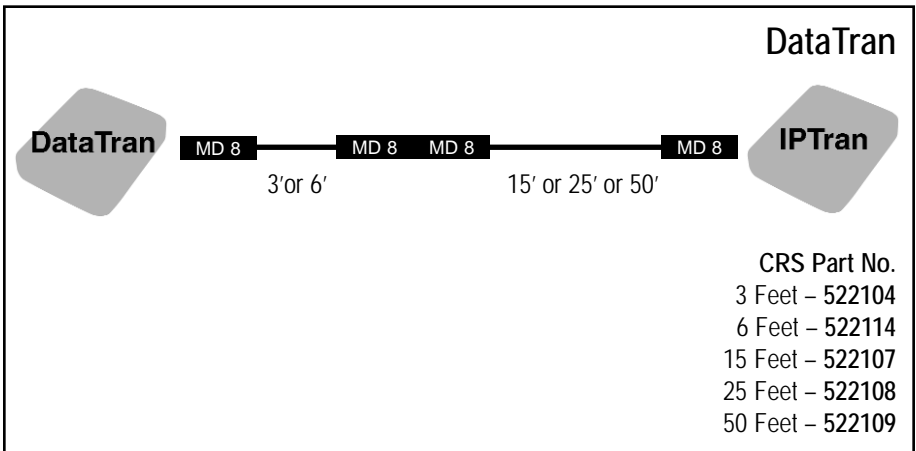
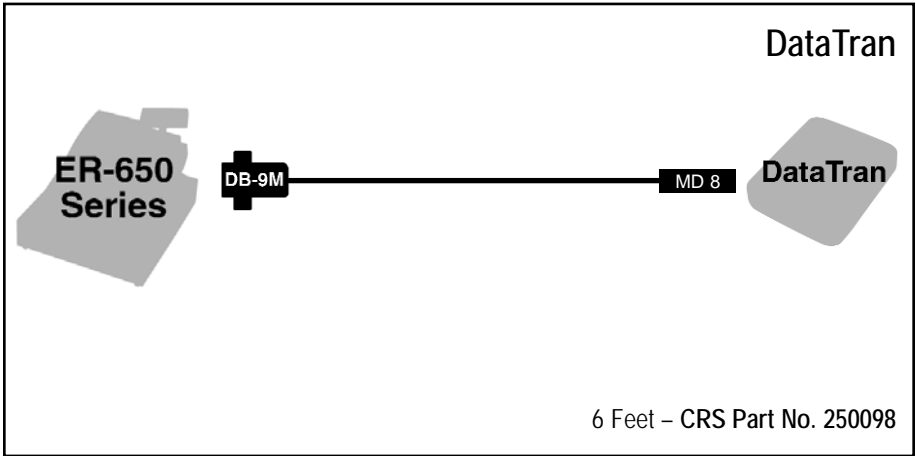
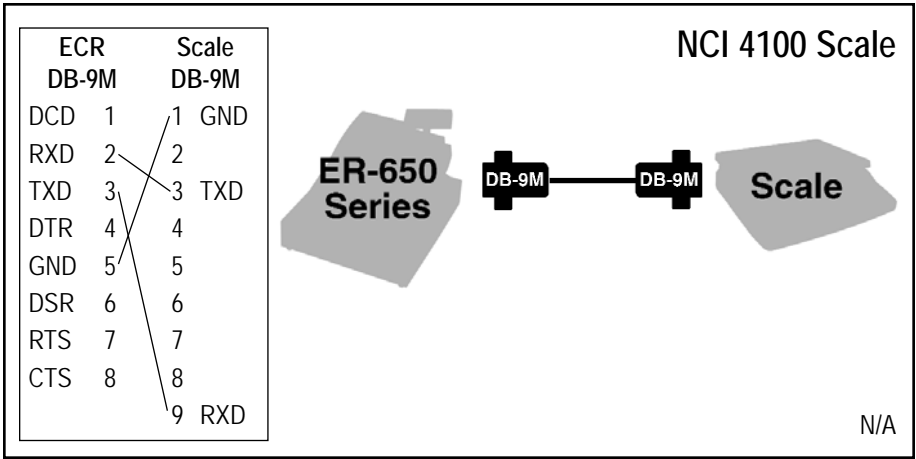
NCI 6710/6720 Scale



CRS Part No. 522043 – 5 Feet

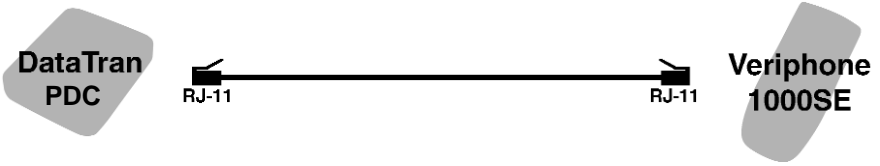
ECR	Scale
DB-9M	DB-15M
DCD 1	1 RXD
RXD 2	2 TXD
TXD 3	3 GND
DTR 4	4
GND 5	5
DSR 6	6
RTS 7	7
CTS 8	8
ShieldFR	0

ER-650 Series Cable Configurations



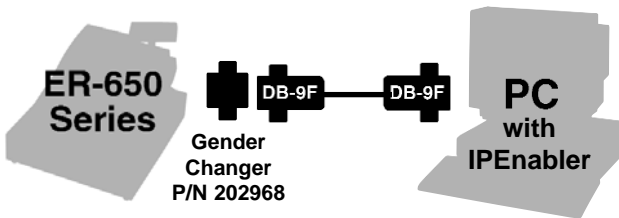
ER-650 Series Cable Configurations

DataTran



CRS Part No. 522113 – 6 Feet

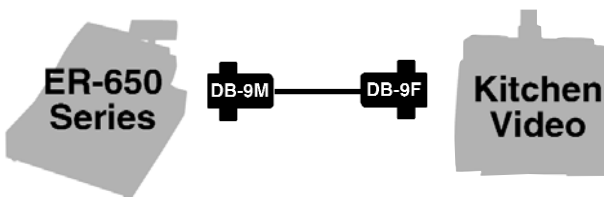
DataTran



ECR	DB-9F	PC	DB-9F
DCD	1	1	DCD
RXD	2	2	RXD
TXD	3	3	TXD
DTR	4	4	DTR
GND	5	5	GND
DSR	6	6	DSR
RTS	7	7	RTS
CTS	8	8	CTS
	SHELL		SHELL

CRS Part No. 250056 – 6 Feet

Video



ECR	DB-9M	Video	DB-9F
DCD	1	1	DCD
RXD	2	2	RXD
TXD	3	3	TXD
DTR	4	4	DTR
GND	5	5	GND
DSR	6	6	DSR
RTS	7	7	RTS
CTS	8	8	CTS
VCC	9	9	RI

CRS Part No. 522035 – 5 Feet

ER-650 Series Cable Configurations

ECR DB-9M	Video DB-25F
DCD 1	1 ChGND
RXD 2	2 TXD
TXD 3	3 RXD
DTR 4	4 RTS
GND 5	5 CTS
DSR 6	6 DSR
RTS 7	7 GND
CTS 8	8 DCD
VCC 9	20 DTR

Video

5 Feet – CRS Part No. 522038

VGA Board RJ-45	Monitor HDDB-15F
GND 1	1 BLUE
GND 2	2 GREEN
VSYNC 3	3 RED
BLUE 4	4 GND
HSYNC 5	5 GND
GREEN 6	6 GND
NotUsed 7	7 GND
RED 8	8 GND
SHIELD 9	10 GND
GND 10	13 HSYNC
	14 VSYNC

**Multi-Video VGA Cable
for MicroPlus Video Controller**

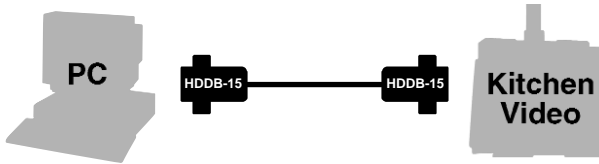
Video

25 Feet– CRS Part No. 522050
50 Feet– CRS Part No. 522051

Jumper Pins 5-6-7-8-10

ER-650 Series Cable Configurations

VGA Cables



VGA Cables— Molded:

CRS Part No. 250009 – 10 Feet (14C)

CRS Part No. 250010 – 25 Feet (15C)

VGA Extension Cables:

CRS Part No. 522042 – 25 Feet

CRS Part No. 522040 – 50 Feet

SuperVGA Cables:

CRS Part No. 250053 – 6 Feet (M/F)

CRS Part No. 250054 – 6 Feet (M/M)

CRS Part No. 250055 – 10 Feet (M/M)

PC	Monitor
HDB-15	HDB-15
BLUE	1—1 BLUE
GREEN	2—2 GREEN
RED	3—3 RED
GND	5—5 GND
GND	6—6 GND
GND	7—7 GND
GND	8—8 GND
GND	10—10 GND
HSYNC	13—13 HSYNC
VSYNC	14—14 VSYNC



ER-650 Series Cable Configurations

ECR RJ-12	ECR RJ-12	IRC
IRC + 1	1	IRC +
IRC + 2	2	IRC +
GND 3	0-3	GND
GND 4	0-4	GND
IRC - 5	5	IRC -
IRC - 6	6	IRC -

ER-650 Series RJ-12 RJ-12 ER-650 Series

5 Feet – CRS Part No. 522067
25 Feet – CRS Part No. 522053

ECR DB-9M	Mux DB-9F
DCD 1	1 RXD
RXD 2	2 TXD
TXD 3	3 GND
DTR 4	4
GND 5	5
DSR 6	6
RTS 7	7
CTS 8	8 CTS
ShieldFR-0	

ER-650 Series DB-9M DB-9F

ECR to Mux

N/A

Mux DB-9F	Printer DB-25M
1	1
TXD 2	2 TXD
RXD 3	3 RXD
DTR 4	4 RTS
GND 5	5 CTS
DSR 6	6 DSR
RTS 7	7 GND
CTS 8	8 DCD
	20 DTR

Mux DB-9F DB-25M POS Printer

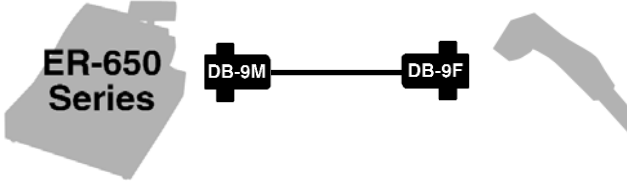
Gender Changer
P/N 202968

Mux to Printer

N/A

ER-650 Series Cable Configurations

Berg Liquor



ECR DB-9M		Berg Liq DB-9F
1		1
RXD	2	2 RXD
TXD	3	3 TXD
DTR	4	4 DTR
GND	5	5 GND
DSR	6	6 DSR
RTS	7	7 CTS
CTS	8	8 RTS

N/A