

ER-390M

ELECTRONIC CASH REGISTER



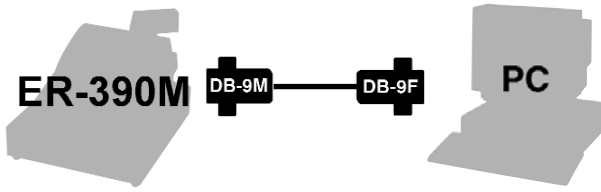
Cable Catalog

July 1, 2008



ER-390M Cable Configurations

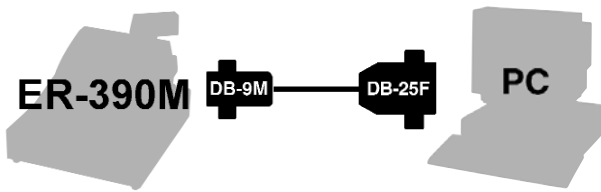
PC Polling/Communication



CRS Part No. 522126 – 5 Feet

| ECR DB-9M | | PC DB-9F |
|-----------|---|----------|
| DCD | 1 | 1 DCD |
| RXD | 2 | 2 RXD |
| TXD | 3 | 3 TXD |
| DTR | 4 | 4 DTR |
| GND | 5 | 5 GND |
| DSR | 6 | 6 DSR |
| RTS | 7 | 7 RTS |
| CTS | 8 | 8 CTS |
| VCC | 9 | 9 VCC |

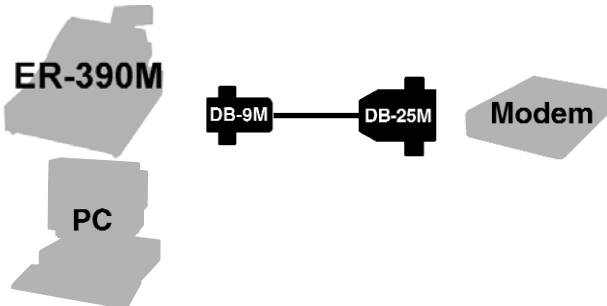
PC Polling/Communication



CRS Part No. 522038 – 5 Feet

| ECR DB-9M | | PC DB-25F |
|-----------|---|-----------|
| DCD | 1 | 0-1 ChGND |
| RXD | 2 | 2 TXD |
| TXD | 3 | 3 RXD |
| DTR | 4 | 4 RTS |
| GND | 5 | 5 CTS |
| DSR | 6 | 6 DSR |
| RTS | 7 | 7 GND |
| CTS | 8 | 8 DCD |
| VCC | 9 | 20 DTR |

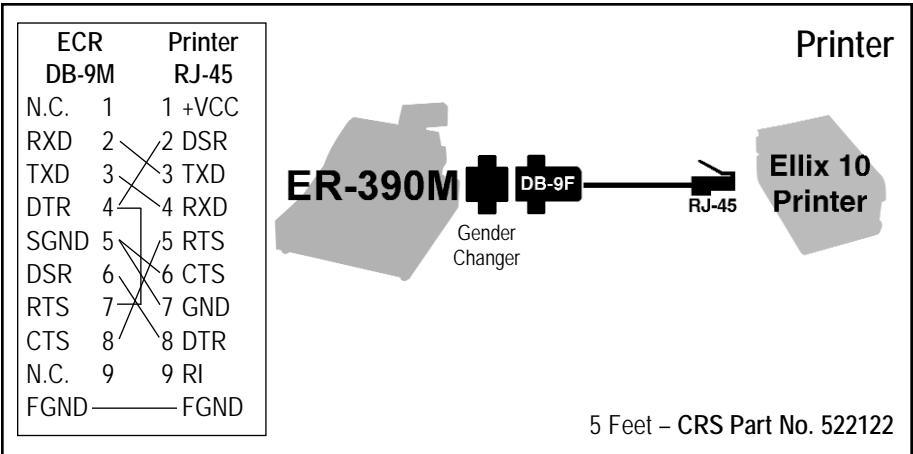
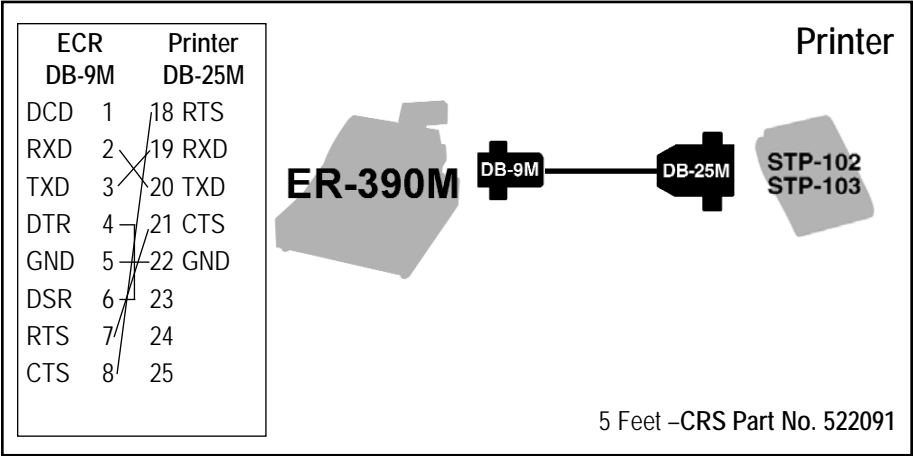
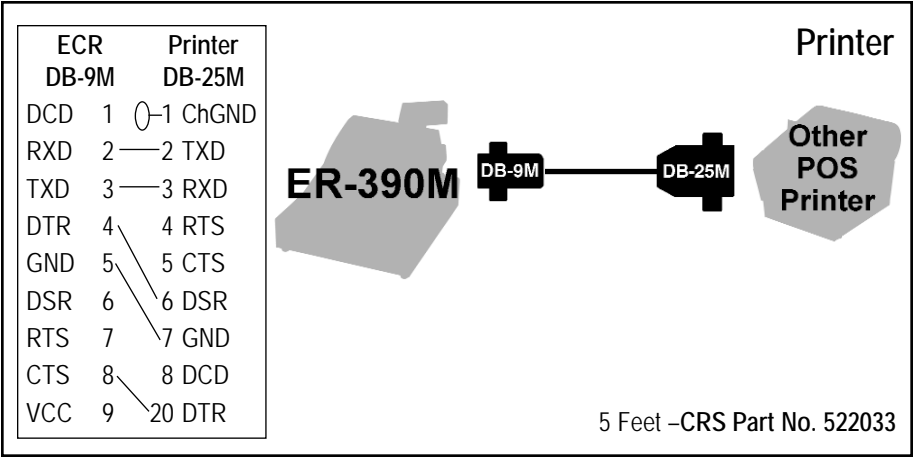
Modem



CRS Part No. 522034 – 5 Feet

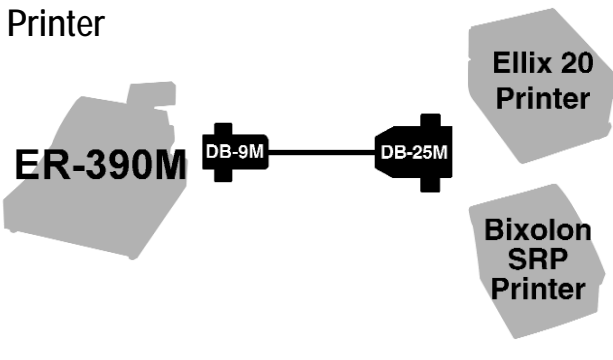
| ECR DB-9M | | Modem DB-25M |
|-----------|---|--------------|
| DCD | 1 | 1 ChGND |
| RXD | 2 | 2 TXD |
| TXD | 3 | 3 RXD |
| DTR | 4 | 4 RTS |
| GND | 5 | 5 CTS |
| DSR | 6 | 6 DSR |
| RTS | 7 | 7 GND |
| CTS | 8 | 8 DCD |
| VCC | 9 | 20 DTR |

ER-390M Cable Configurations



ER-390M Cable Configurations

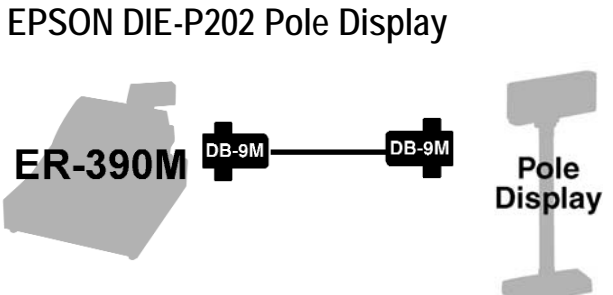
Printer



| ECR DB-9M | Printer DB-25M |
|-----------|----------------|
| DCD 1 | 1 ChGND |
| RXD 2 | 2 TXD |
| TXD 3 | 3 RXD |
| DTR 4 | 4 RTS |
| GND 5 | 5 CTS |
| DSR 6 | 6 DSR |
| RTS 7 | 7 GND |
| CTS 8 | 8 DCD |
| VCC 9 | 20 DTR |

CRS Part No. 522117 – 5 Feet

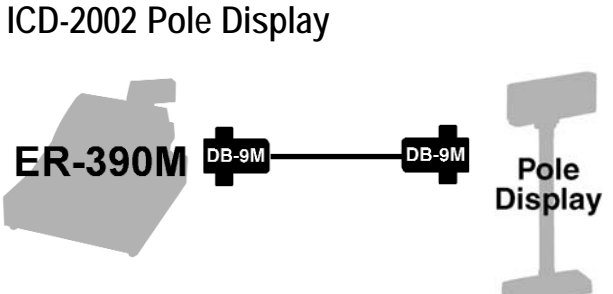
EPSON DIE-P202 Pole Display



| ECR DB-9M | Pole Disp DB-9M |
|-----------|-----------------|
| DCD 1 | 1 |
| RXD 2 | 2 RXD |
| TXD 3 | 3 |
| DTR 4 | 4 |
| GND 5 | 5 GND |
| DSR 6 | 6 |
| RTS 7 | 7 DTR |
| CTS 8 | 8 |
| +Vcc 9 | |

N/A

ICD-2002 Pole Display



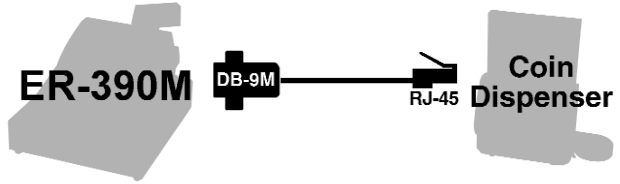
| ECR DB-9M | Pole Disp DB-9M |
|-----------|-----------------|
| DCD 1 | 1 |
| RXD 2 | 2 TXD |
| TXD 3 | 3 RXD |
| DTR 4 | 4 |
| GND 5 | 5 GND |
| DSR 6 | 6 DSR |
| RTS 7 | 7 |
| CTS 8 | 8 |

CRS Part No. 522062 – 5 Feet

ER-390M Cable Configurations

Coin Dispenser

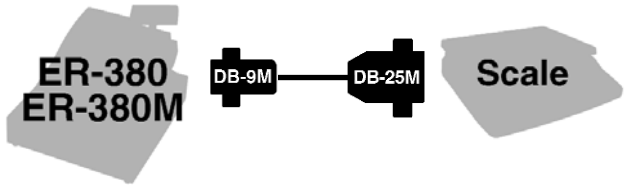
| ECR DB-9M | Coin Disp RJ-45 |
|--------------|--------------------|
| DCD 1 | 1 |
| RXD 2 | 2 |
| TXD 3 | 3 |
| DTR 4 | 4 |
| GND 5 | 5 TXD |
| DSR 6 | 6 RXD |
| RTS 7 | 7 SG |
| CTS 8 | 8 |
| VCC 9 | |



N/A

ACOM CK-60 Scale

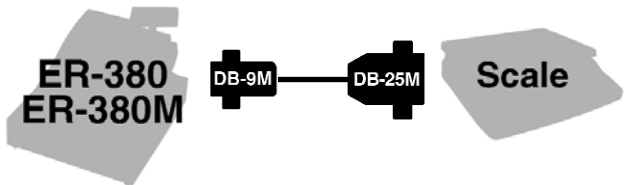
| ECR DB-9M | Printer DB-25M |
|--------------|-------------------|
| DCD 1 | 0-1 ChGND |
| RXD 2 | 2 TXD |
| TXD 3 | 3 RXD |
| DTR 4 | 4 RTS |
| GND 5 | 5 CTS |
| DSR 6 | 6 DSR |
| RTS 7 | 7 GND |
| CTS 8 | 8 DCD |
| VCC 9 | 20 DTR |



5 Feet – CRS Part No. 522033

CAS PD-1 Scale

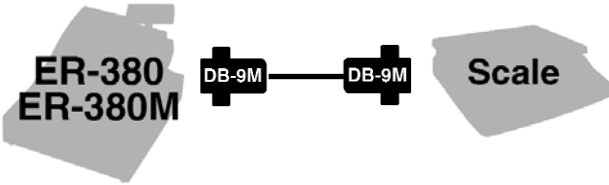
| ECR DB-9M | Scale DB-25M |
|--------------|-----------------|
| DCD 1 | 1 |
| RXD 2 | 2 |
| TXD 3 | 3 |
| DTR 4 | 4 |
| GND 5 | 5 TXD |
| DSR 6 | 6 RXD |
| RTS 7 | 7 |
| CTS 8 | 23 GND |



5 Feet – CRS Part No. 522059

ER-390M Cable Configurations

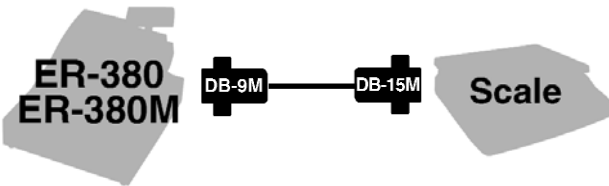
NCI 6710/6720 Scale



CRS Part No. 522056 – 5 Feet

| ECR DB-9M | Scale DB-9M |
|-----------|-------------|
| DCD 1 | 1 |
| RXD 2 | 2 TXD |
| TXD 3 | 3 RXD |
| DTR 4 | 4 |
| GND 5 | 5 GND |
| DSR 6 | 6 |
| RTS 7 | 7 |
| CTS 8 | 8 |
| ShieldFR | 0 |

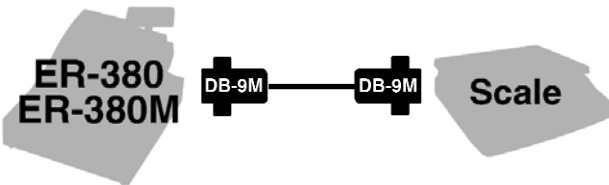
NCI 6710/6720 Scale



CRS Part No. 522043 – 5 Feet

| ECR DB-9M | Scale DB-15M |
|-----------|--------------|
| DCD 1 | 1 RXD |
| RXD 2 | 2 TXD |
| TXD 3 | 3 GND |
| DTR 4 | 4 |
| GND 5 | 5 |
| DSR 6 | 6 |
| RTS 7 | 7 |
| CTS 8 | 8 |
| ShieldFR | 0 |

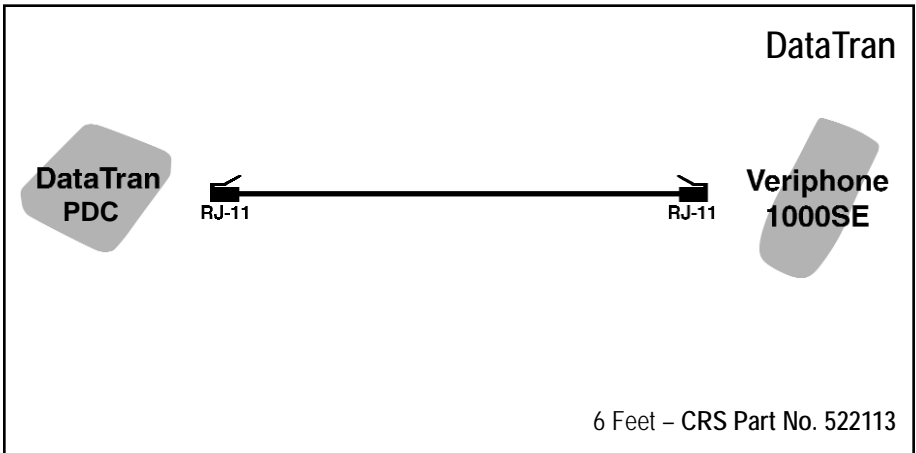
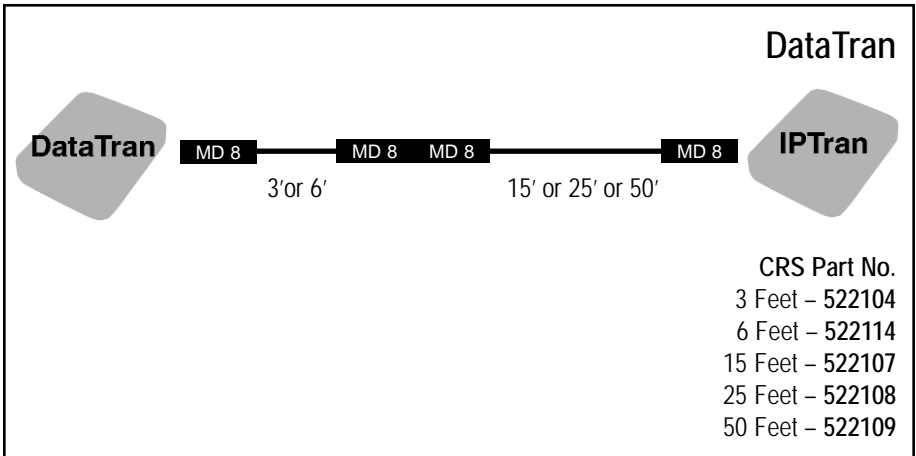
NCI 4100 Scale



N/A

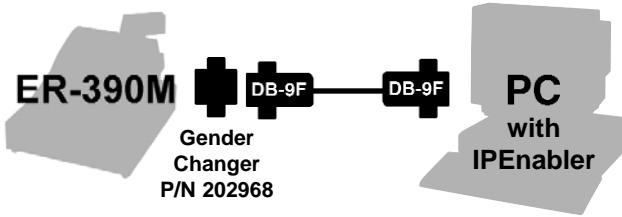
| ECR DB-9M | Scale DB-9M |
|-----------|-------------|
| DCD 1 | 1 GND |
| RXD 2 | 2 |
| TXD 3 | 3 TXD |
| DTR 4 | 4 |
| GND 5 | 5 |
| DSR 6 | 6 |
| RTS 7 | 7 |
| CTS 8 | 8 |
| | 9 RXD |

ER-390M Cable Configurations



ER-390M Cable Configurations

DataTran



| | ECR DB-9F | | PC DB-9F |
|-----|--------------|---|-------------|
| DCD | 1 | 1 | DCD |
| RXD | 2 | 2 | RXD |
| TXD | 3 | 3 | TXD |
| DTR | 4 | 4 | DTR |
| GND | 5 | 5 | GND |
| DSR | 6 | 6 | DSR |
| RTS | 7 | 7 | RTS |
| CTS | 8 | 8 | CTS |
| | SHELL | — | SHELL |

CRS Part No. 250056 – 6 Feet