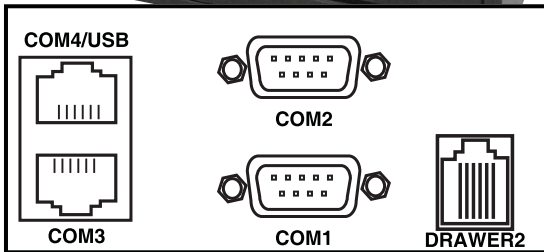


ER-900 Series Account #: _____

ELECTRONIC CASH REGISTERS



Cable Catalog

- PC INTERFACE
- CASH DRAWER
- PRINTER
- SLIP PRINTER
- COIN DISPENSER
- SCALE
- POLE DISPLAY
- GRAPHIC DISPLAY
- KITCHEN VIDEO
- VIDEO SURVEILLANCE
- SCANNER
- LIQUOR DISPENSER
- SD CARD
- INTEGRATED PAYMENT
- INTEGRATED MGR

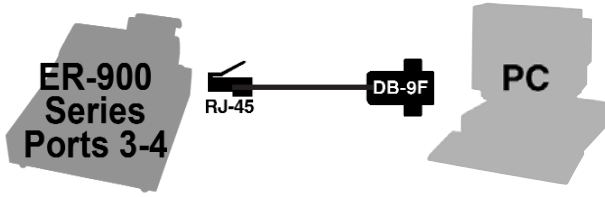


CRS, Incorporated • 800-333-4949 • www.crs-usa.com

© 2011, CRS Inc. • Prices effective **January 1, 2012**

ER-900 Series Cable Configurations

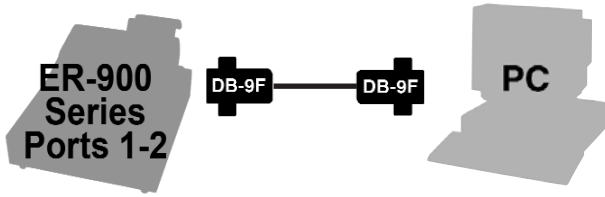
PC Polling/Communication



ECR RJ-45		PC DB-9F
DCD	1	1 DCD
DSR	2	2 RXD
TXD	3	3 TXD
RXD	4	4 DTR
RTS	5	5 GND
CTS	6	6 DSR
GND	7	7 RTS
DTR	8	8 CTS

CRS Part No. 522124 – 5 Feet

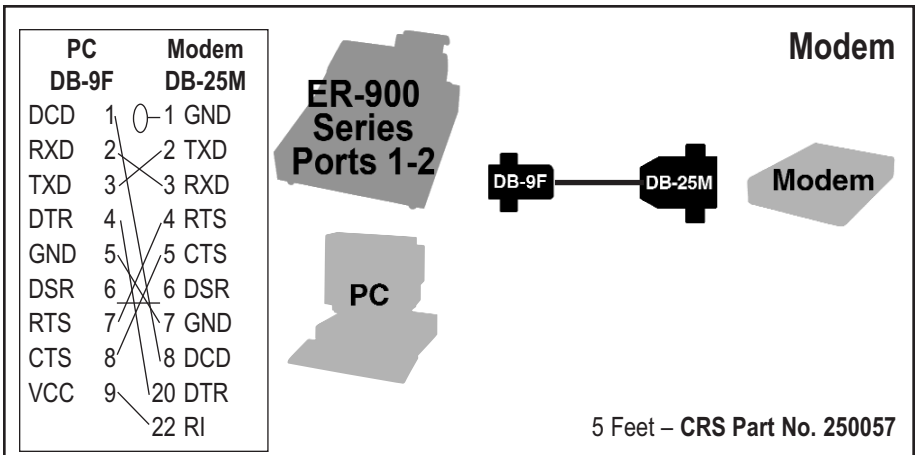
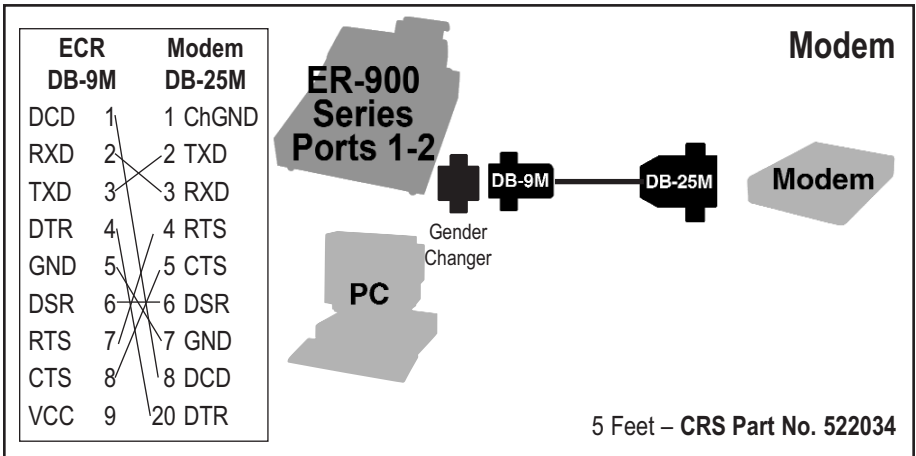
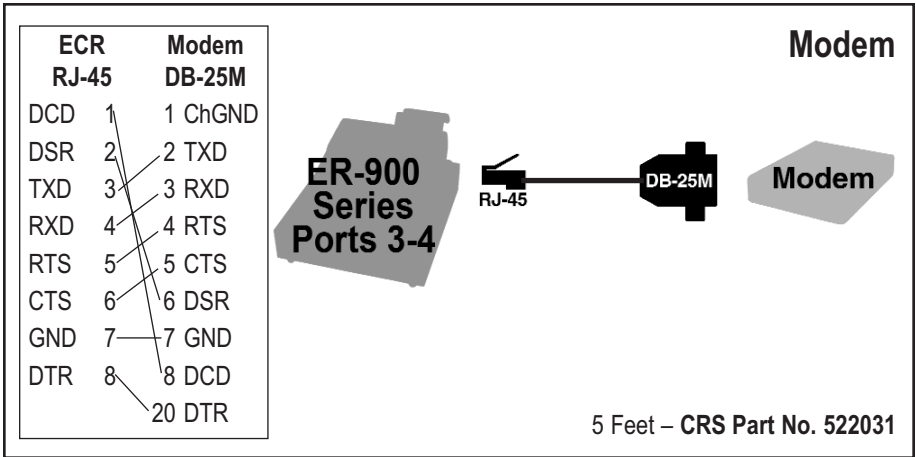
PC Polling/Communication



ECR DB-9F		PC DB-9F
DCD	1	1 DCD
RXD	2	2 RXD
TXD	3	3 TXD
DTR	4	4 DTR
GND	5	5 GND
DSR	6	6 DSR
RTS	7	7 RTS
CTS	8	8 CTS
VCC	9	9 RI

CRS Part No. 522120 – 5 Feet

ER-900 Series Cable Configurations



ER-900 Series Cable Configurations

Printer

ER-900 Series Ports 1-2 — **DB-9F** — **RJ-45** — **Ellix 10 Printer**

ECR	DB-9F	Printer	RJ-45
N.C.	1	1	+VCC
RXD	2	2	DSR
TXD	3	3	TXD
DTR	4	4	RXD
SGND	5	5	RTS
DSR	6	6	CTS
RTS	7	7	GND
CTS	8	8	DTR
N.C.	9	9	RI
FGND			FGND

CRS Part No. 522122 – 5 Feet

Printer

ER-900 Series Ports 3-4 — **RJ-45** — **DB-25M** — **Ellix 20 Printer**
Bixelon SRP Printer

ECR	RJ-45	Printer	DB-25M
DCD	1	1	ChGND
DSR	2	2	TXD
TXD	3	3	RXD
RXD	4	4	RTS
RTS	5	5	CTS
CTS	6	6	DSR
GND	7	7	GND
DTR	8	8	DCD
			20 DTR

CRS Part No. 522115 – 5 Feet

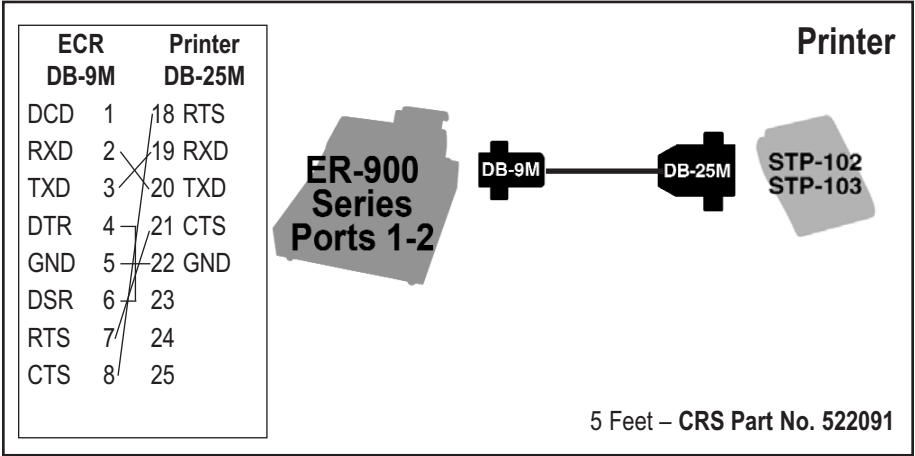
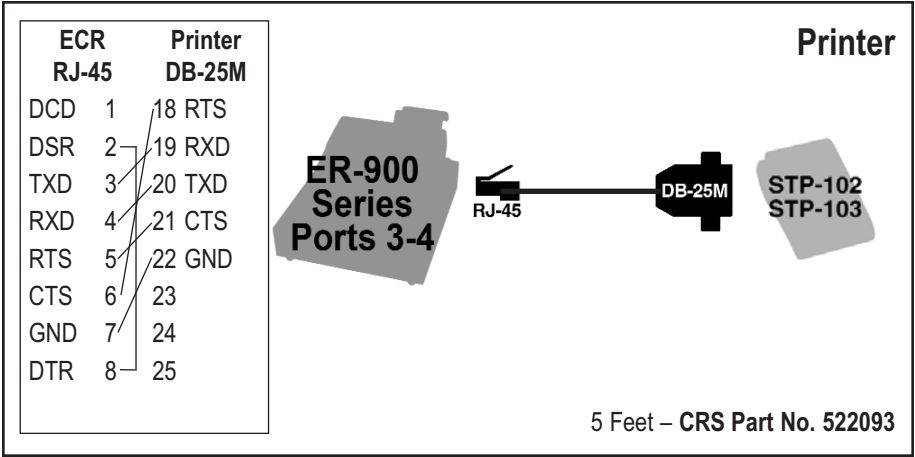
Printer

ER-900 Series Ports 1-2 — **DB-9F** — **DB-25M** — **Ellix 20 Printer**
Bixelon SRP Printer

ECR	DB-9F	Printer	DB-25M
DCD	1	1	ChGND
RXD	2	2	TXD
TXD	3	3	RXD
DTR	4	4	RTS
GND	5	5	CTS
DSR	6	6	DSR
RTS	7	7	GND
CTS	8	8	DCD
VCC	9	20	DTR

CRS Part No. 522087 – 5 Feet

ER-900 Series Cable Configurations



ER-900 Series Cable Configurations

Printer

ER-900 Series Ports 3-4

RJ-45

DB-25M

Other POS Printer

ECR RJ-45	Printer DB-25M
DCD 1	0-1 ChGND
DSR 2	2 TXD
TXD 3	3 RXD
RXD 4	4 RTS
RTS 5	5 CTS
CTS 6	6 DSR
GND 7	7 GND
DTR 8	8 DCD
	20 DTR

CRS Part No. 522030 – 5 Feet

Printer

ER-900 Series Ports 1-2

DB-9F

DB-25M

Other POS Printer


ECR DB-9F	Printer DB-25M
DCD 1	0-1 ChGND
RXD 2	2 TXD
TXD 3	3 RXD
DTR 4	4 RTS
GND 5	5 CTS
DSR 6	6 DSR
RTS 7	7 GND
CTS 8	8 DCD
VCC 9	20 DTR

CRS Part No. 522070 – 5 Feet

ER-900 Series Cable Configurations

EPSON DIE-P202 Pole Display

ECR RJ-45	Pole Disp DB-9M
+Vcc 1	1
DSR 2	2 RXD
TXD 3	3
RXD 4	4
RTS 5	5 GND
CTS 6	6
GND 7	7
DTR 8	8 DTR



N/A

EPSON DIE-P202 Pole Display


ECR DB-9F	Pole Disp DB-9M
DCD 1	1
RXD 2	2 RXD
TXD 3	3
DTR 4	4
GND 5	5 GND
DSR 6	6
RTS 7	7 DTR
CTS 8	8
+Vcc 9	



N/A

ICD-2002 Pole Display

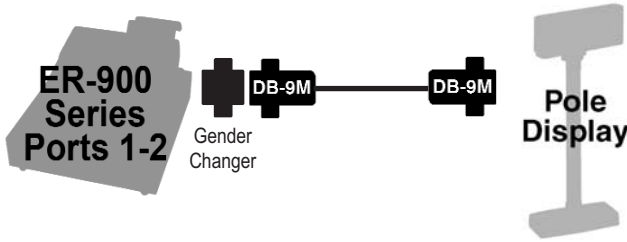
ECR RJ-45	Pole Disp DB-9M
DCD 1	1
DSR 2	2 TXD
TXD 3	3 RXD
RXD 4	4
RTS 5	5 GND
CTS 6	6 DSR
GND 7	7
DTR 8	8



5 Feet – CRS Part No. 522063

ER-900 Series Cable Configurations

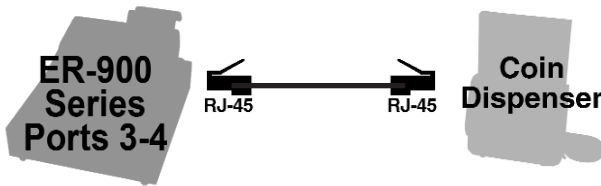
ICD-2002 Pole Display



CRS Part No. 522062 – 5 Feet

	ECR DB-9M	Pole Disp DB-9M
DCD	1	1
RXD	2	2 TXD
TXD	3	3 RXD
DTR	4	4
GND	5	5 GND
DSR	6	6 DSR
RTS	7	7
CTS	8	8

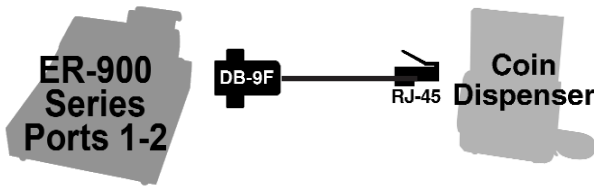
Coin Dispenser



N/A

	ECR RJ-45	Coin Disp RJ-45
DTR	1	1
DSR	2	2
TXD	3	3
RXD	4	4
RTS	5	5 TXD
CTS	6	6 RXD
GND	7	7 SG
CD	8	8

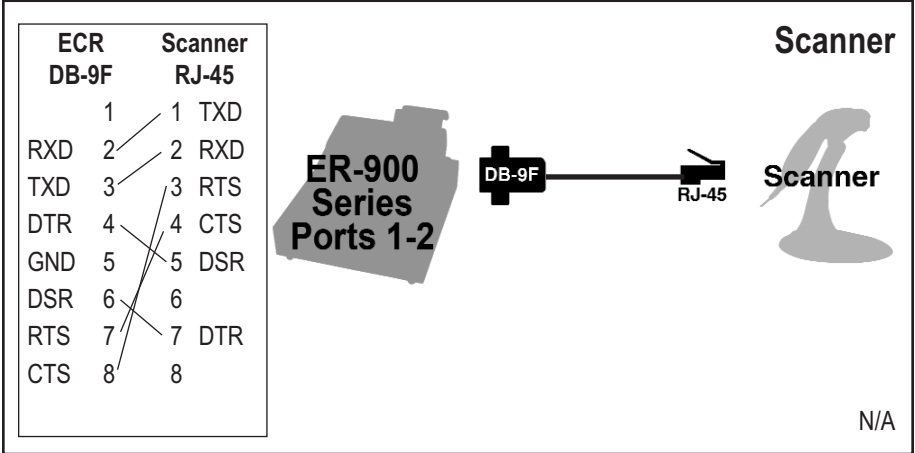
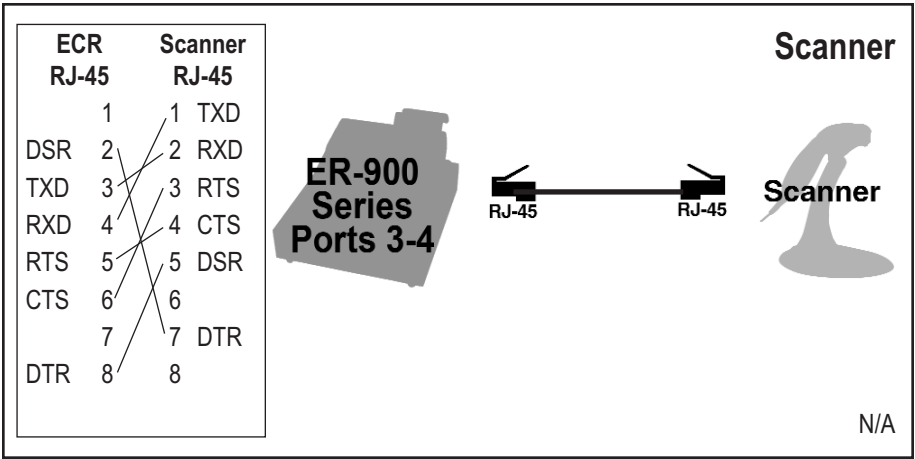
Coin Dispenser



N/A

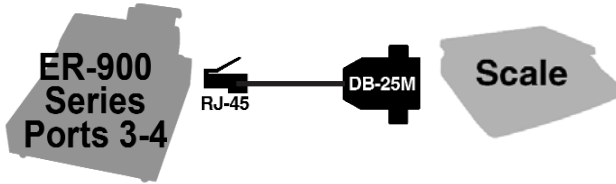
	ECR DB-9F	Coin Disp RJ-45
DCD	1	1
RXD	2	2
TXD	3	3
DTR	4	4
GND	5	5 TXD
DSR	6	6 RXD
RTS	7	7 SG
CTS	8	8
VCC	9	

ER-900 Series Cable Configurations



ER-900 Series Cable Configurations

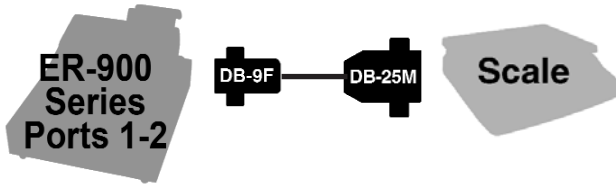
POS 30+ / 60+ Scale



CRS Part No. 522030 – 5 Feet

ECR RJ-45	Scale DB-25M
DCD 1	0-1 ChGND
DSR 2	2 TXD
TXD 3	3 RXD
RXD 4	4 RTS
RTS 5	5 CTS
CTS 6	6 DSR
GND 7	7 GND
DTR 8	8 DCD
	20 DTR

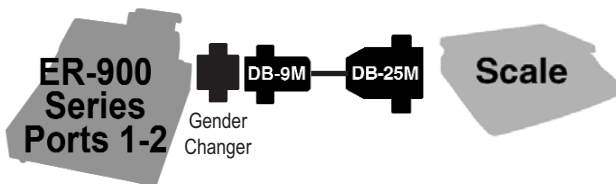
POS 30+ / 60+ Scale



CRS Part No. 522070 – 5 Feet

ECR DB-9F	Scale DB-25M
DCD 1	0-1 ChGND
RXD 2	2 TXD
TXD 3	3 RXD
DTR 4	4 RTS
GND 5	5 CTS
DSR 6	6 DSR
RTS 7	7 GND
CTS 8	8 DCD
VCC 9	20 DTR

POS 30+ / 60+ Scale



CRS Part No. 522033 – 5 Feet

ECR DB-9M	Scale DB-25M
DCD 1	0-1 ChGND
RXD 2	2 TXD
TXD 3	3 RXD
DTR 4	4 RTS
GND 5	5 CTS
DSR 6	6 DSR
RTS 7	7 GND
CTS 8	8 DCD
VCC 9	20 DTR

ER-900 Series Cable Configurations

ECR RJ-45	Scale DB-25M
+Vcc 1	1
DSR 2	2
TXD 3	3
RXD 4	4
RTS 5	5 TXD
CTS 6	6 RXD
GND 7	7
DTR 8	8
	23 GND

CAS PD-II Series Scale

5 Feet – CRS Part No. 522060

ECR DB-9M	Scale DB-25M
DCD 1	1
RXD 2	2
TXD 3	3
DTR 4	4
GND 5	5 TXD
DSR 6	6 RXD
RTS 7	7
CTS 8	23 GND

CAS PD-II Series Scale

5 Feet – CRS Part No. 522136

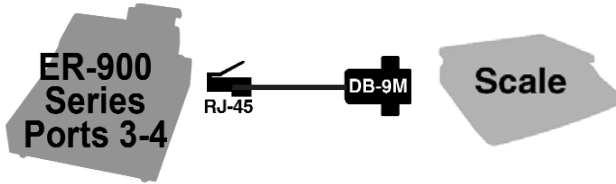
ECR DB-9M	Scale DB-25M
DCD 1	1
RXD 2	2
TXD 3	3
DTR 4	4
GND 5	5 TXD
DSR 6	6 RXD
RTS 7	7
CTS 8	23 GND

CAS PD-II Series Scale

5 Feet – CRS Part No. 522059

ER-900 Series Cable Configurations

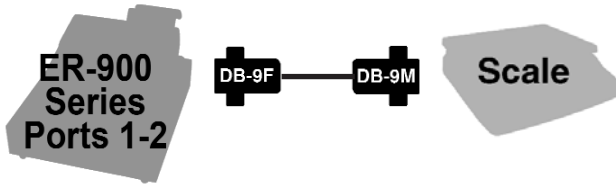
CAS SW Series Scale



	ECR RJ-45	Scale DB-9M	
DCD	1	1	
DSR	2	2	TXD
TXD	3	3	RXD
RXD	4	4	
RTS	5	5	
CTS	6	6	
GND	7	7	GND
DTR	8	8	

CRS Part No. 522139 – 5 Feet

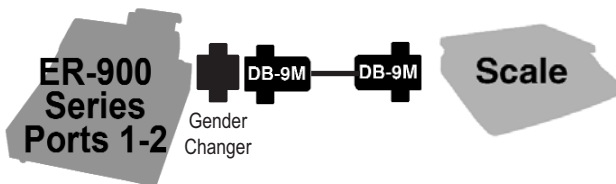
CAS SW Series Scale



	ECR DB-9F	Scale DB-9M	
DCD	1	1	
RXD	2	2	TXD
TXD	3	3	RXD
DTR	4	4	
GND	5	5	
DSR	6	6	
RTS	7	7	GND
CTS	8	8	
VCC	9	9	

CRS Part No. 522141 – 5 Feet

CAS SW Series Scale



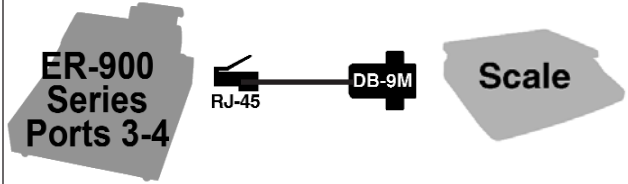
	ECR DB-9M	Scale DB-9M	
DCD	1	1	
RXD	2	2	TXD
TXD	3	3	RXD
DTR	4	4	
GND	5	5	
DSR	6	6	
RTS	7	7	GND
CTS	8	8	
VCC	9	9	

CRS Part No. 522138 – 5 Feet

ER-900 Series Cable Configurations

NCI 6710/6720 Scale

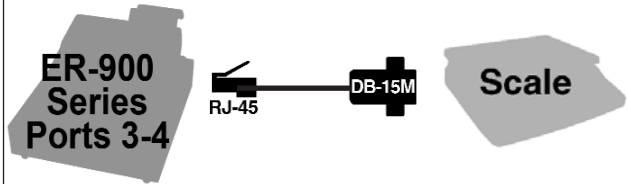
ECR RJ-45	Scale DB-9M	
DCD 1	1	
DSR 2	2	TXD
TXD 3	3	RXD
RXD 4	4	
RTS 5	5	GND
CTS 6	6	
GND 7	7	
DTR 8	8	



5 Feet – CRS Part No. 522057

NCI 6710/6720 Scale

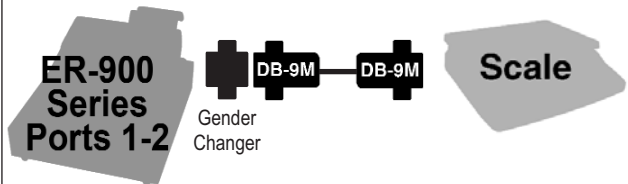
ECR RJ-45	Scale DB-15M	
DCD 1	1	RXD
DSR 2	2	TXD
TXD 3	3	GND
RXD 4	4	
RTS 5	5	
CTS 6	6	
GND 7	7	
DTR 8	8	



5 Feet – CRS Part No. 522044

NCI 6710/6720 Scale

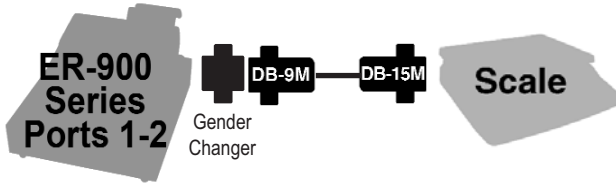
ECR DB-9M	Scale DB-9M	
DCD 1	1	
RXD 2	2	TXD
TXD 3	3	RXD
DTR 4	4	
GND 5	5	GND
DSR 6	6	
RTS 7	7	
CTS 8	8	
ShieldFR-0		



5 Feet – CRS Part No. 522056

ER-900 Series Cable Configurations

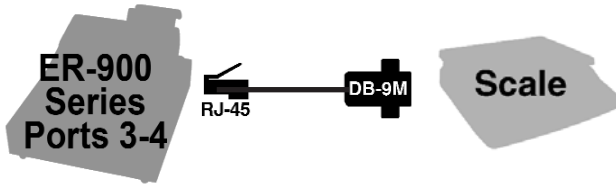
NCI 6710/6720 Scale



CRS Part No. 522043 – 5 Feet

ECR	DB-9M	Scale	DB-15M
DCD	1	1	RXD
RXD	2	2	TXD
TXD	3	3	GND
DTR	4	4	
GND	5	5	
DSR	6	6	
RTS	7	7	
CTS	8	8	
Shield	FR	0	

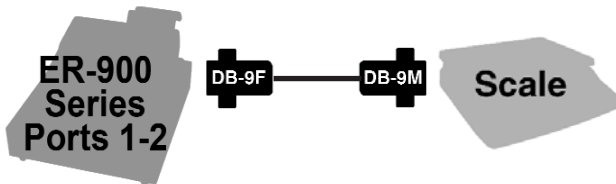
NCI 4100 Scale



N/A

ECR	RJ-45	Scale	DB-9M
+Vcc	1	1	GND
DSR	2	2	
TXD	3	3	TXD
RXD	4	4	
RTS	5	5	
CTS	6	6	
GND	7	7	
DTR	8	8	
		9	RXD

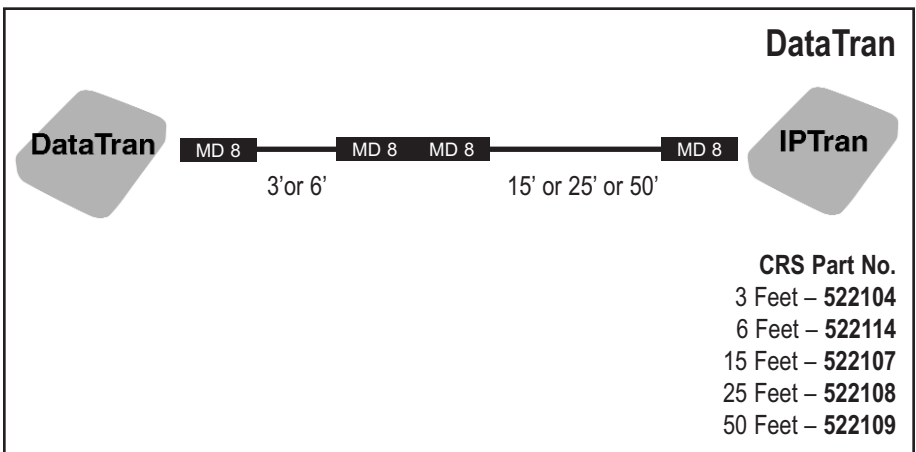
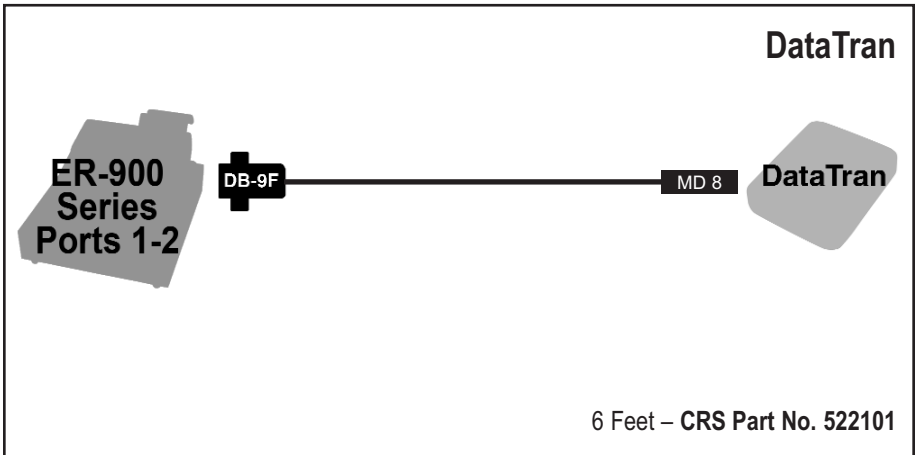
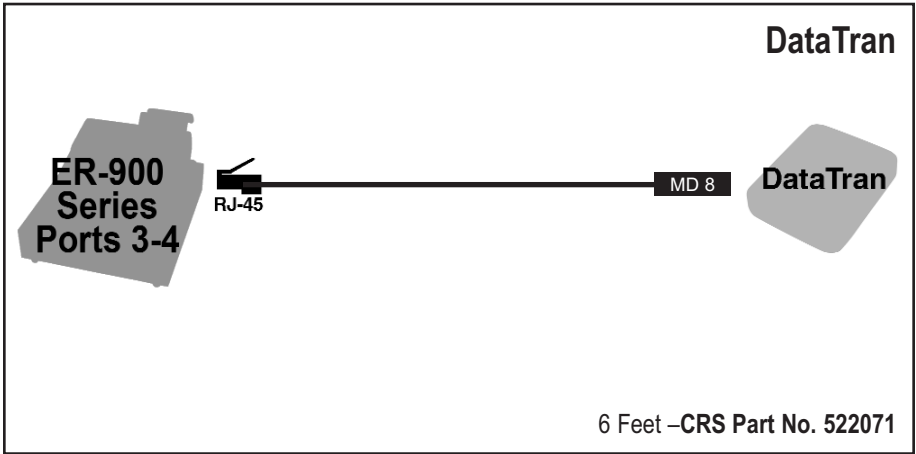
NCI 4100 Scale



N/A

ECR	DB-9M	Scale	DB-9M
DCD	1	1	GND
RXD	2	2	
TXD	3	3	TXD
DTR	4	4	
GND	5	5	
DSR	6	6	
RTS	7	7	
CTS	8	8	
		9	RXD

ER-900 Series Cable Configurations



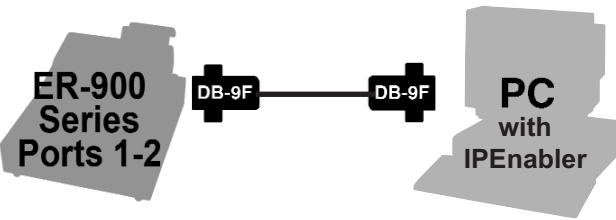
ER-900 Series Cable Configurations

DataTran



CRS Part No. 522113 – 6 Feet

DataTran



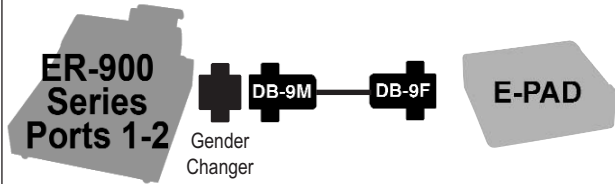
	ECR DB-9F		PC DB-9F
DCD	1	1	DCD
RXD	2	2	RXD
TXD	3	3	TXD
DTR	4	4	DTR
GND	5	5	GND
DSR	6	6	DSR
RTS	7	7	RTS
CTS	8	8	CTS
	SHELL	—	SHELL

CRS Part No. 250056 – 6 Feet

ER-900 Series Cable Configurations

E-PAD Kitchen Video

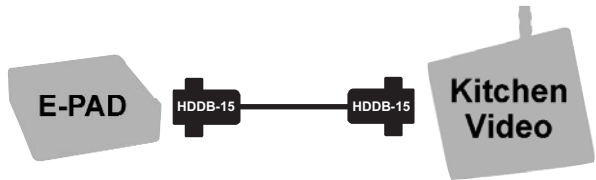
ECR DB-9M	E-PAD DB-9F
DCD 1	1 DCD
RXD 2	2 RXD
TXD 3	3 TXD
DTR 4	4 DTR
GND 5	5 GND
DSR 6	6 DSR
RTS 7	7 RTS
CTS 8	8 CTS
VCC 9	9 VCC



5 Feet – CRS Part No. 522126

E-PAD Kitchen Video

E-PAD Hddb-15	Monitor Hddb-15
BLUE 1	1 BLUE
GREEN 2	2 GREEN
RED 3	3 RED
GND 5	5 GND
GND 6	6 GND
GND 7	7 GND
GND 8	8 GND
GND 10	10 GND
HSYNC 13	13 HSYNC
VSYNC 14	14 VSYNC



VGA Cables— Molded:

- 10 Feet (14C) – CRS Part No. 250009
- 25 Feet (15C) – CRS Part No. 250010

VGA Extension Cables:

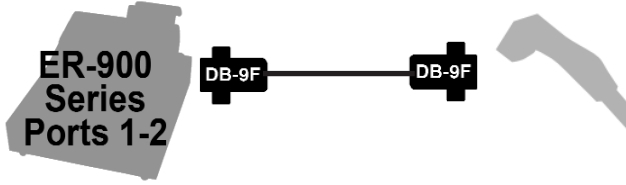
- 25 Feet – CRS Part No. 522042
- 50 Feet – CRS Part No. 522040

SuperVGA Cables:

- 6 Feet (M/F) – CRS Part No. 250053
- 6 Feet (M/M) – CRS Part No. 250054
- 10 Feet (M/M) – CRS Part No. 250055

ER-900 Series Cable Configurations

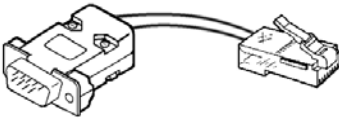
Berg Liquor



ECR DB-9F	Berg Liq DB-9F
1	1
RXD 2	2 RXD
TXD 3	3 TXD
DTR 4	4 DTR
GND 5	5 GND
DSR 6	6 DSR
RTS 7	7 CTS
CTS 8	8 RTS

N/A

DB-9 to RJ-45 Adapter



DB-9M	RJ-45
DCD 1	1 DCD
RXD 2	2 DSR
TXD 3	3 TXD
DTR 4	4 RXD
GND 5	5 RTS
DSR 6	6 CTS
RTS 7	7 GND
CTS 8	8 DTR
VCC 9	

CRS Part No. 522119