



# SmartView Two-Way Elevator Visual Communication System SmartView Command Center



### Flush Mount Model Numbers:

- 12 Zone 2500-12RCFSV
- 16 Zone 2500-16RCFSV
- 28 Zone 2500-28RCFSV
- 36 Zone 2500-36RCFSV
- 56 Zone 2500-56XRCFSV
- 76 Zone 2500-76XRCFSV
- 96 Zone 2500-96XRCFSV
- 116 Zone 2500-116XRCFSV

**Front Frame Dimensions:** 21.13" H x 25" W x 3.06" D

**Back Box Dimensions:** 20.66" H x 22.99" W x 3" D



### Surface Mount Model Numbers:

- 12 Zone 2500-12RCSV
- 16 Zone 2500-16RCSV
- 28 Zone 2500-28RCSV
- 36 Zone 2500-36RCSV
- 56 Zone 2500-56XRCSV
- 76 Zone 2500-76XRCSV
- 96 Zone 2500-96XRCSV
- 116 Zone 2500-116XRCSV

**Dimensions:** 21.03" H x 20.3" W x 5.19" D

**\*\*\*Contact Us for Larger Projects\*\*\***

### SmartView Command Center Features:

- Surface or flush cabinet
- Powder coated steel enclosure with twist lock closure
- Includes handset and speaker phone for communication to phones
- Works with our model 2100 series SmartPhones
- Command Center, Sub-Master Stations, and Machine Room Phones are powered from the Distribution Module (except SmartPhones)
- Command Center and Sub-Master Stations to Distribution Module: single pair
- SmartPhones to Distribution Module: single pair
- Audible alert sounds when phones place a call until Command Center or Sub-Master Station joins conversation
- LEDs indicate which phones have initiated a call
- Rescue personnel can communicate with individual phones and outside party
- Calls wait in queue until previous call is disconnected and receive a message stating that an emergency call is in progress. When the prior call clears, the next phone in queue is connected.
- For additional locations (machine room or lobby) see Sub-Master
- ADA, ASME A17, and B44 code compliant
- 3 year warranty

### SmartView Display & Controller Features:

- Display requires 9v@1.2A and includes 120v plug-in transformer
- Mini PC requires 12v@1.5A and includes 120v plug-in transformer
- Requires back-up power or RATH® RP7700107
- Ethernet connection
- HDMI connection for display

### Distribution Modules



**12-36 Zone System**




**56-116 Zone System**

- Included with Command Center
- Surface mount
- Install on a wall or table top
- Requires 120vac power with battery backup or RATH® Power Supply with battery backup
- Single dedicated phone line or as an Intercom System

### **Dimensions:**

- 12-36 Zone System: 2.04" H x 17.28" W x 11.8" D
- 56-116 Zone System: 6.83" H x 17.18" W x 8.9" D

**Flush Mount:**



**Front View**

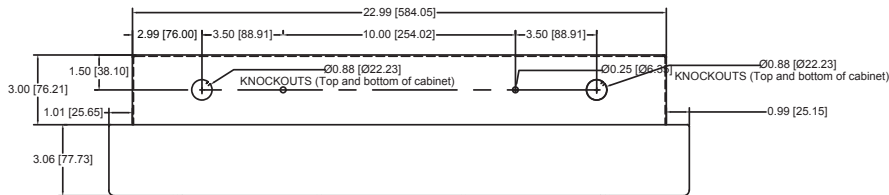


**Angled View**

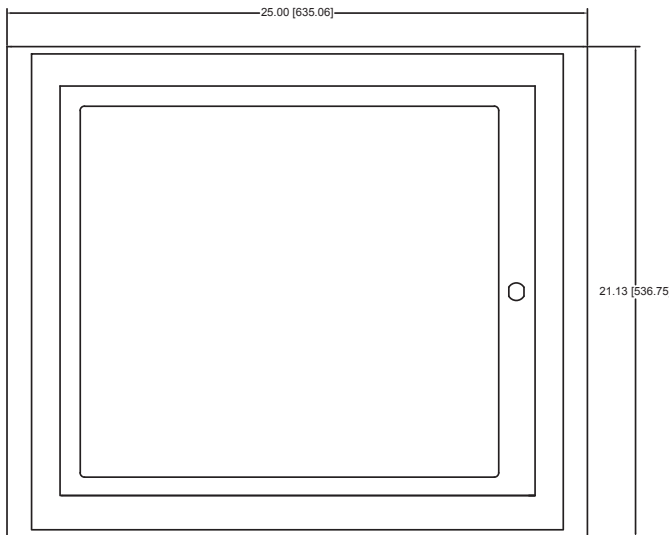


**Side View**

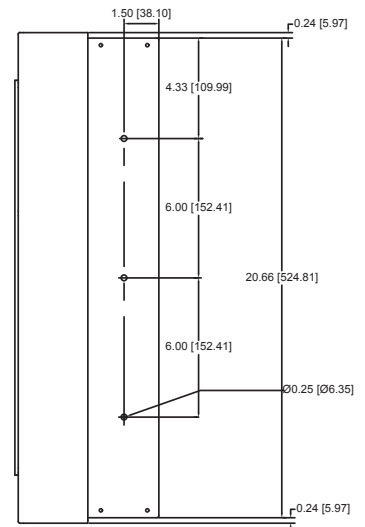
**Flush Mount:**



**Top**



**Front**



**Side**