



SmartView Display

**Part Numbers:**


- **2100-SVD** (0.0625" window)
- **2100-SVDA** (0.125" window)
- **2100-SVDB** (0.109" window)
- **2100-SVDC** (0.078" window)
- **2100-SVDE** (0.118" window)

**Features:**

- **Overall Dimensions:** 2.98" H x 5.35" W x 0.63" D
- **Panel Cut Out Dimensions:** 2.67" H x 4.37" W
- **Operating Temperature:** -4°F to 158°F (-20°C to 70°C)
- **Power Requirement:** 5V/1A power supply with 5.5mm barrel connector, or powered by the SmartView Controller
- Includes 20' power cable and 20' HDMI cable to connect to the SmartView Controller
- Includes clear protective window
- 5" screen size
- 3/16" default text size
- 800 x 480 pixels
- 75° viewing angle
- Certified to CSA Standard B44.1, conforms to ASME Standard 17.5



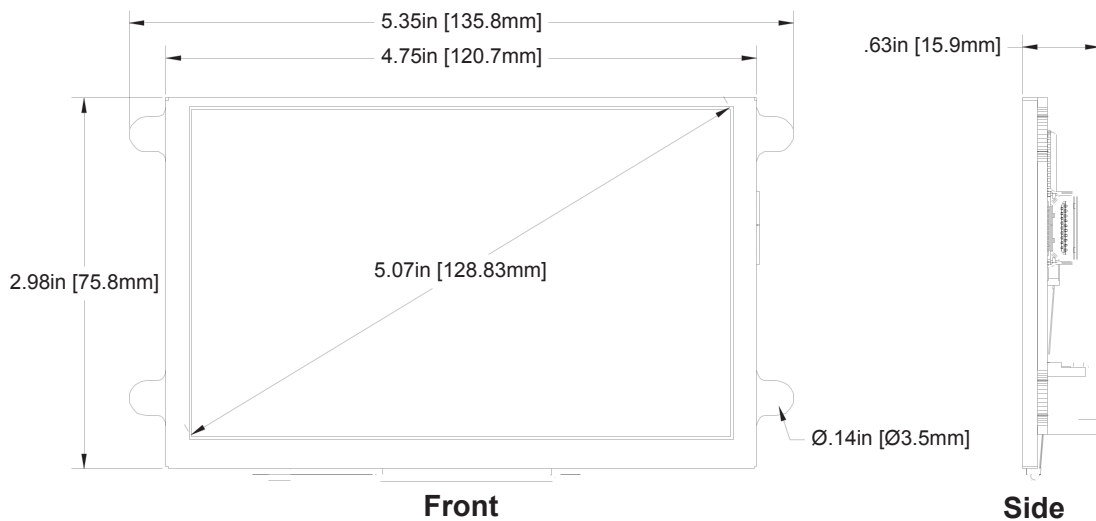
Front View



Angled View

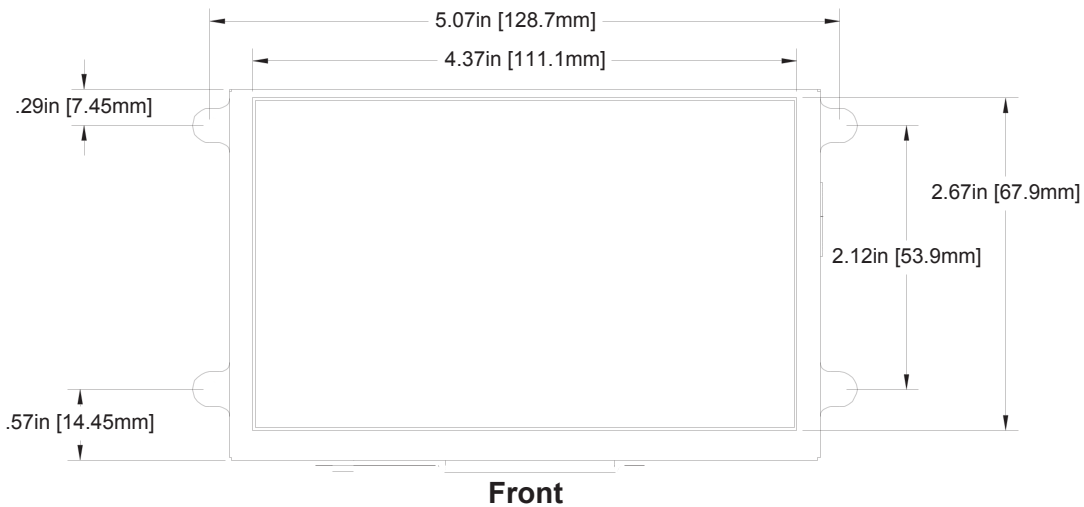


Side View



Front

Side



Front