

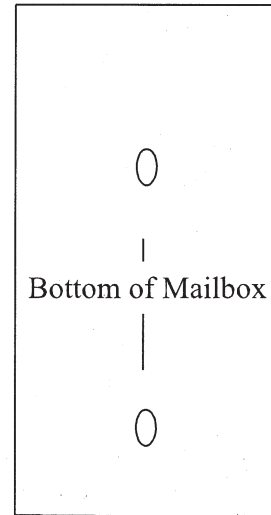
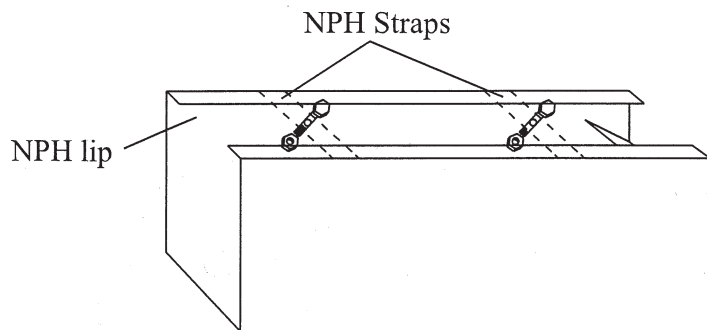


**CUSTOM HOME ACCESSORIES**

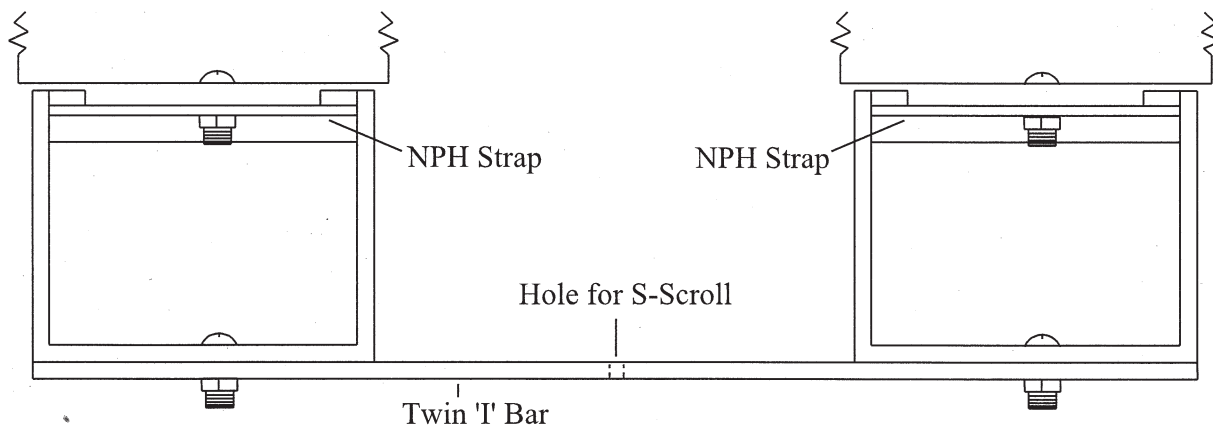
11300 Trade Center Drive, STE A  
 Rancho Cordova, CA 95742  
 Ph: 1-800-265-0041 / Fax: 916-635-0228  
 www.customhomex.com

**#6 Newspaper Holder Installation Instructions**

**Single System:**



**Twin System:**



To Facilitate Installation:

**Single System**

1. Attach Number plate to mailbox. Bolt box to post, do not tighten.
2. Insert bolts through holes inside of box. Pass through NPH strap, and tighten, ensuring strap catches NPH lip. Back of box and NPH should be flush
3. Tighten all bolts, and continue installation process

**Twin System**

1. Attach NPH's to each mailbox
2. Bolt Twin T Bar to each NPH
3. Insert S-Scroll into post and attach to hole in Twin T Bar
4. Continue installation process