


How to Order - hCG Injection Protocol

Here is your comprehensive guide for purchasing your  [hCG mixing kit](#). Feel free to print this page for reference, but be sure to [bookmark the page](#) so you can refer back to the helpful links included in the directions.

Let's get started!

Note: We are NOT doctors. We do NOT offer medical advice. Please consult your physician or medical professional before starting any diet program. Please read our [Privacy Policy and Disclaimer](#) for more information.

1. [Initial Questions](#)
 - a. [How much weight do you want to loose?](#)
 - b. [How many rounds do you want to do?](#)
 - c. [What is your Desired Daily Dosage?](#)



3. [Purchase your Mixing Kit](#)
 - a. [Choose a Mixing Kit](#)
 - b. [Choices in your kit](#)
 - c. [Kit "extras"](#)
4. [All Finished! Now what?](#)

-
1. Initial Questions: There are a few pieces of information you will need to know in order to purchase the correct items.
 - a. How much weight do you want to loose? _____
 - b. How many protocols (rounds) do you want to do? _____
 - i. Average weight loss is 1 (one) pound per day while on the protocol.
Determine how many rounds you want to do based on how much weight you

want to loose. (20 lbs to loose? A 23-day protocol should be right for you. 50lbs. to loose? You'll need a 43-day protocol and a 23-day protocol. 75 lbs to loose? 2 (two) 43-day protocols should do the trick. Always round up.)

c. What is your Desired Daily Dosage?

(How much do you want to take per day?) _____

- i. Not sure? There's two "schools of thought" on the subject. [Dr. Simeons](#), the writer and founder of the [HCG Protocol](#), recommends 125 iu per day for almost everyone. [Kevin Trudeau](#), who wrote a [book](#) about [Dr. Simeons' Protocol](#), recommends 175-200 iu per day. Keep in mind, hCG can be peculiar - more is not always better. If you are still unsure, plan on taking a higher dose. This way you'll be sure to have enough hCG on hand, no matter what you decide.

d. How often do you want to mix?

- i. Would you prefer to mix once for a larger batch, or mix more often in smaller batches? Keep this in mind for our next step.

Ampoule Size	Desired Daily Dosage	Sterile Water Needed	Days of 1/2cc injections yielded
1500 iu	125 iu	6 cc	12 days, inject 0.5 cc per day
1500 iu	150 iu	5 cc	10 days, inject 0.5 cc per day
1500 iu	175 iu	4.25 cc	8.5 days, inject 0.5 cc per day
1500 iu	200 iu	3.75 cc	7.5 days, inject 0.5 cc per day

Ampoule Size	Desired Daily Dosage	Sterile Water Needed	Days of 1/2cc injections yielded
2000 iu	125 iu	8 cc	16 days, inject 0.5 cc per day
2000 iu	150 iu	6.6 cc	13.3 days, inject 0.5 cc per day
2000 iu	175 iu	5.75 cc	11.5 days, inject 0.5 cc per day
2000 iu	200 iu	5 cc	10 days, inject 0.5 cc per day

Ampoule Size	Desired Daily Dosage	Sterile Water Needed	Days of 1/2cc injections yielded
2500 iu	125 iu	10 cc	20 days, inject 0.5 cc per day
2500 iu	150 iu	8.3 cc	16.6 days, inject 0.5 cc per day
2500 iu	175 iu	7.1 cc	14.2 days, inject 0.5 cc per day
2500 iu	200 iu	6.25 cc	12.5 days, inject 0.5 cc per day

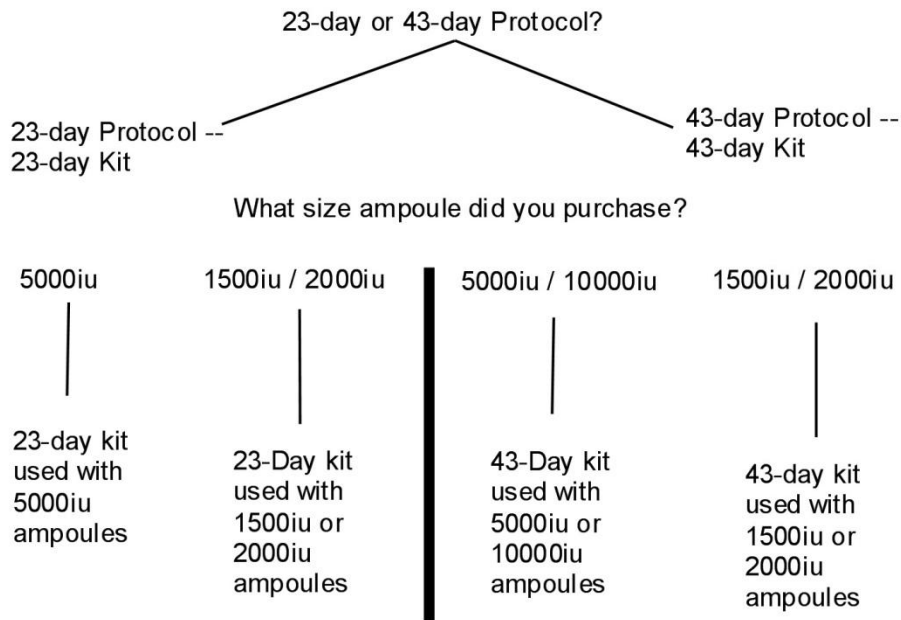
Ampoule Size	Desired Daily Dosage	Sterile Water Needed	Days of 1/2cc injections yielded
5000 iu	125 iu	20 cc	40 days, inject 0.5 cc per day
5000 iu	150 iu	16.6 cc	33.3 days, inject 0.5 cc per day
5000 iu	175 iu	14.25 cc	28.5 days, inject 0.5 cc per day
5000 iu	200 iu	12.5 cc	25 days, inject 0.5 cc per day

Ampoule Size	Desired Daily Dosage	Sterile Water Needed	Days of 1/2cc injections yielded
10000 iu	175 iu	28.5 cc	57 days, inject 0.5 cc per day
10000 iu	200 iu	25 cc	50 days, inject 0.5 cc per day

Ampoule Size	Desired Daily Dosage	Sterile Water Needed	Days of 1/2cc injections yielded
5000 iu	125 iu	20 cc	40 days, inject 0.5 cc per day
5000 iu	150 iu	16.6 cc	33.3 days, inject 0.5 cc per day
5000 iu	175 iu	14.25 cc	28.5 days, inject 0.5 cc per day
5000 iu	200 iu	12.5 cc	25 days, inject 0.5 cc per day

3. Purchase your [hCG Mixing Kit](#).

- a. Go to the [HCGSupplies.com home page](#). Locate the 4 pictures of our mixing kits. Our kits contain everything you will need to mix your hCG. Use the chart below to determine which hCG Mixing Kit to purchase:



b. Choices in your kit

- i. **Vial Color:** [Clear](#) or [Amber](#)? [Amber vials](#) will cost more, but keep more light from your hCG. (hCG should be kept away from light.) Some customers prefer the added protection of an amber vial, while others prefer to wrap their hCG vial in foil, or place in a colored container.
- ii. **Needle/Syringe Size:**
1. 1 $\frac{1}{4}$ in., 27 gauge, 3cc needle/syringes are used for intra-muscular, or "in the muscle" injections. This option will slightly raise the cost of your kit.
 2. $\frac{1}{2}$ in., 28 gauge, 1cc needle/syringes are used for subcutaneous, or "under the skin" injections. These are commonly referred to as "insulin" syringes.
 3. Which should you choose? Although Dr. Simeons recommended intra-muscular injections, subcutaneous injections are the most popular choice with our customers. [Click this link for a needle/syringe size comparison picture.](#)
- iii. **Mixing Solvent** - You have a choice between 3 mixing solvents.
1. [Bacteriostatic Water \(30ml\)](#)
 2. XXXXXXXXXX

3. [Bacteriostatic Sodium Chloride \(30ml\)](#)
 4. Which should you choose? There is a new "trend" in hCG dieting, that suggests using whichever type of solvent your hCG comes with. (Different brands include a small amount of solvent. Typically, this solvent is discarded because it is insufficient to mix hCG for dieting.)
- c. Kit "extras":
- i. These items are optional, and are NOT required for mixing your hCG.
 1. [Syringe filters](#): These filters are placed between the mixing syringe and mixing needle to filter any glass that may have fallen in the mixture from breaking the ampoule.
 2. [Plastic Ampoule Breakers](#): These small, one-time use plastic "barrels" go over the neck of your hCG ampoule and assist with breaking the ampoule open.
 3. [hCG Potency Test Strips](#): Use these strips to test the potency of your hCG. Recommended for customers who would like to stretch their protocol beyond 43 days.
- d. Complete the [HCGSupplies.com](#) checkout process. Be sure to double check your information for accuracy!

That's it! You've taken the first step to completing your hCG weight loss journey! This will be a wonderful adventure.

While you are waiting for your hCG and hCG mixing kit to arrive, we STRONGLY recommend you read


[Dr. Simeons' Diet Protocol](#).

This all-inclusive guide will give you a thorough understanding of the hCG diet protocol.

We hope this information has been helpful! If you have any further questions, feel free to contact us:

sales@hcgsupplies.com

Customer Service: 703-859-9303



HCGSupplies.com, LLC
P.O. Box 1783
Dahlgren, VA 22448-1783

NOTICE:

This document is provided for the exclusive use of the customers of HCGSupplies.com, LLC. This document and its contents are NOT to be copied, in whole or in part, by any other company, individual, or entity without the express written consent of HCGSupplies.com, LLC. Copyright ©2009 HCGSupplies.com, LLC. All Rights Reserved.