

Welcome to myQ®




Let's get you started.

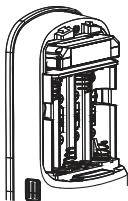
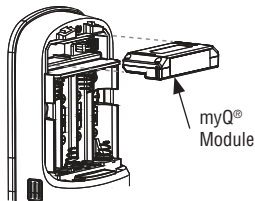
1. Install the Yale | LiftMaster Smart Lock

NOTE: Do not install the batteries or the myQ® Network Module at this time.

Follow the printed installation manual in the box for instructions on how to install your Yale | LiftMaster Smart Lock. You can view 3D, interactive instructions on your smartphone or tablet by downloading the BILT app and searching for your Yale lock.

2. Install your myQ® Network Module

- Remove the battery cover and batteries.
IMPORTANT: Batteries **must** be removed prior to removing and/or inserting the myQ® Network Module.
- Insert the myQ® Network Module, with its visible pins in the bottom right corner, into the slot above the battery compartment.
- Reinstall batteries and battery cover.
- Enter your 4-8 digit Master Pin code followed by 
- Press 7, followed by 
- Press 1, followed by 



Lock and
unlock your
door with your
smartphone.

3. Turn on Bluetooth®

Be sure your mobile device or tablet is Bluetooth enabled. Check that your mobile device's Wi-Fi® is on or your cell phone displays a strong signal.

4. Download the myQ® App.



TIP: If you already have the myQ® App, confirm you have the latest version to optimize your myQ® experience.


5. Add a Device

Create or sign in to your account. Add a new lock and follow instructions in the myQ® App.

Need Help?

Visit support.chamberlaingroup.com, or call Chamberlain Technical Support at **1-833-620-0261**.

(4) AA
Batteries



NOTE: Use only alkaline batteries. **DO NOT** use rechargeable lithium batteries.



WARNING: This product can expose you to chemicals including lead, which are known to the State of California to cause cancer or birth defects or other reproductive harm. For more information go to www.P65Warnings.ca.gov.

Software Agreement: Use of this product and the software embedded within the product are subject to the copyright notices, terms, and conditions accessible in the myQ® App. Open the App Menu and select Help, and then License and Terms of Use for more information.

NOTICE: This device complies with Part 15 of the FCC rules and Industry Canada's license-exempt RSSs. Operation is subject to the following two conditions: (1) this device may not cause harmful interference, and (2) this device must accept any interference received, including interference that may cause undesired operation. Any changes or modifications not expressly approved by the party responsible for compliance could void the user's authority to operate the equipment.

This device must be installed to ensure a minimum 20 cm (8 in.) distance is maintained between users/bystanders and device.

This device has been tested and found to comply with the limits for a Class B digital device, pursuant to part 15 of the FCC rules and Industry Canada ICES standard. These limits are designed to provide reasonable protection against harmful interference in a residential installation. This equipment generates, uses and can radiate radio frequency energy and, if not installed and used in accordance with the instructions, may cause harmful interference to radio communications. However, there is no guarantee that interference will not occur in a particular installation. If this equipment does cause harmful interference to radio or television reception, which can be determined by turning the equipment off and on, the user is encouraged to try to correct the interference by one or more of the following measures:

- Reorient or relocate the receiving antenna.
- Increase the separation between the equipment and receiver.
- Connect the equipment into an outlet on a circuit different from that to which the receiver is connected.
- Consult the dealer or an experienced radio/TV technician for help.

Need Help?

Visit support.chamberlaingroup.com,
or call Chamberlain Technical Support at **1-833-620-0261**.

LiftMaster, the LiftMaster logo, myQ and the myQ logo are registered trademarks of The Chamberlain Group, Inc.
300 Windsor Drive, Oak Brook, IL 60523.

Yale is a registered trademark of ASSA ABLOY Access and Egress Hardware Group, Inc.

Google Play and the Google Play logo are trademarks of Google LLC.

Apple, the Apple Logo, iPhone, and iPad are trademarks of Apple Inc. registered in the U.S.
and other countries and regions. App Store is a service mark of Apple Inc.