

Over Armour Offroad

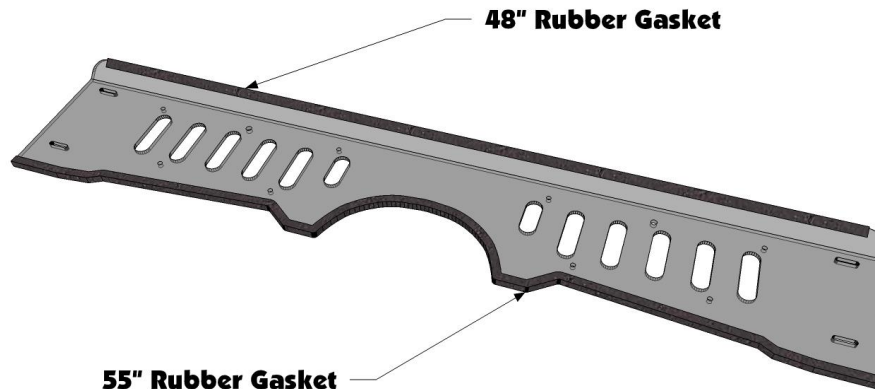
2515 Bypass Rd. Flemingsburg, KY 41041
606-845-7439

Instructions for Installation and Care of
Kymco UXV 500
Aero-Vent Lexan Windshield
KY-UXV500-WD05

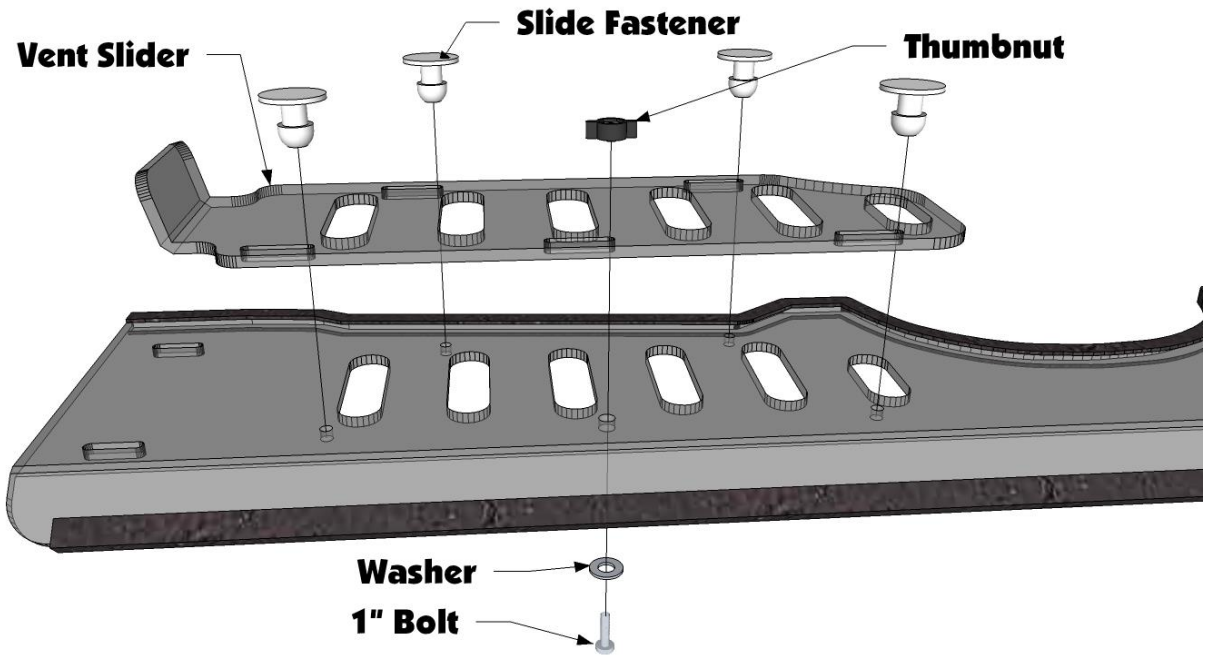
1. Be sure to read these instructions thoroughly before opening and installing the Kymco UXV 500 Aero-Vent Lexan Windshield.
2. Check over the parts included in the cartons with the parts list shown below:

1 3/4" Loom Clamps	8 each
1" Stainless Steels Bolts	14 each
Stainless Steel Washers	18 each
Thumb Nuts	10 each
Slide Fasteners	8 each
Lock Nuts	4 each
55" Rubber Gasket	1 each
48" Rubber Gasket	1 each
Bent Brace	1 each
Vent Sliders	2 each
Lexan Windshield	2 Pieces

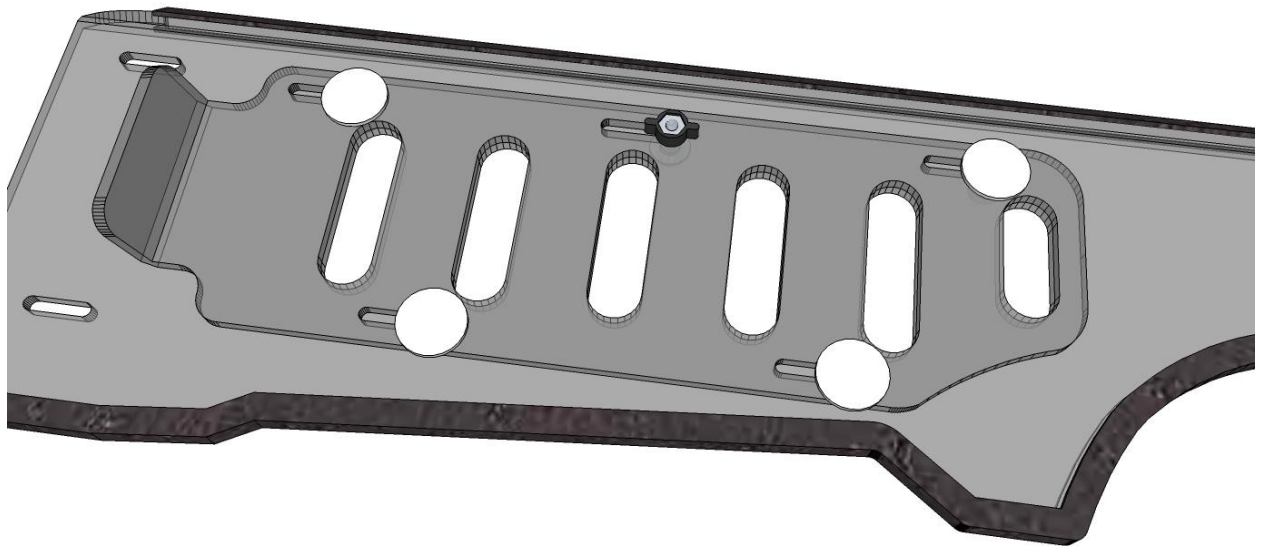
3. Start by pulling it out of the box, find a clean area to lay it down, and install the hardware. Begin by peeling off the protective film. Next take the 55" piece of rubber gasket and starting at one end firmly place along entire bottom edge of the Windshield. Then install the 48" rubber gasket along the top of the bottom section as shown in the photo below.



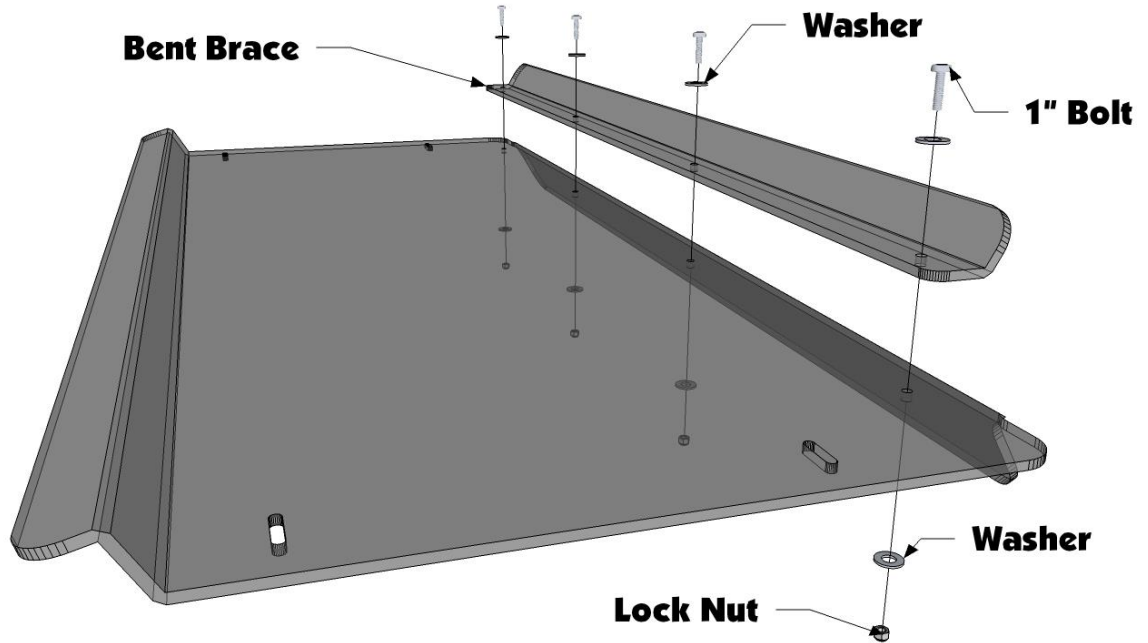
4. Next install the two sliding vent panels on the inside of the bottom section of the windshield as shown in the photo below.



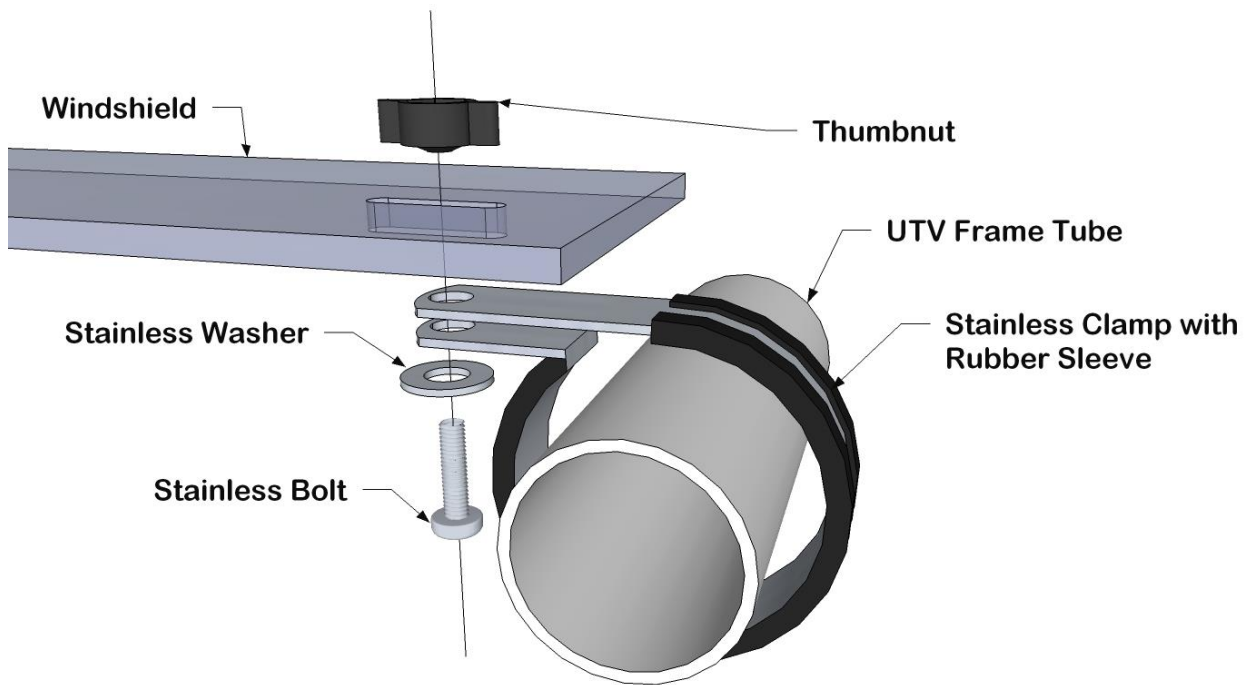
5. When installed the vent should look like the image below.



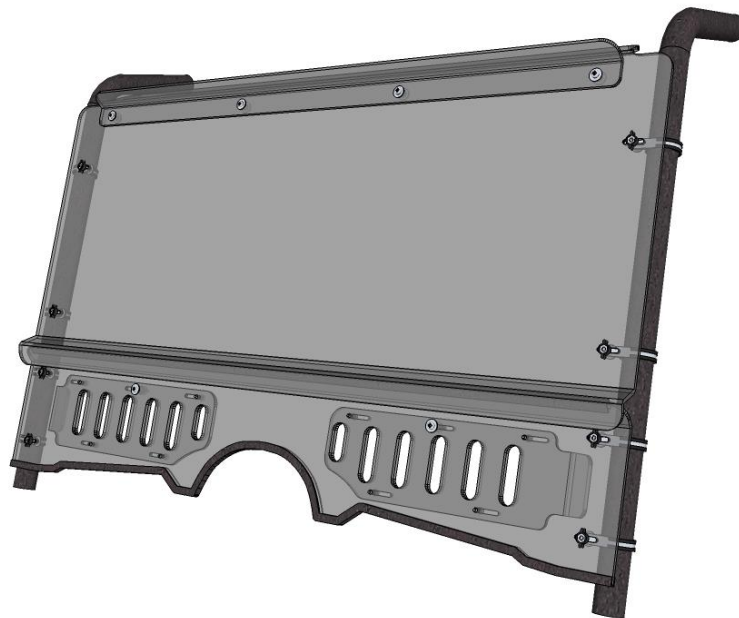
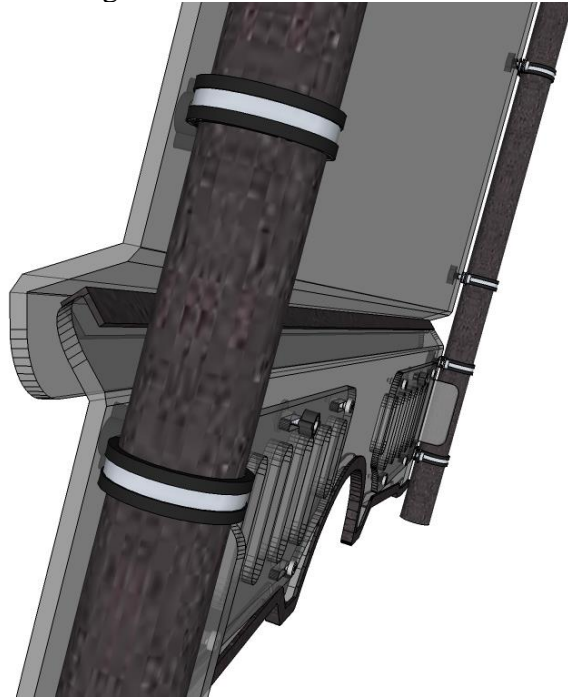
6. Next install the bent brace along the top of the Windshield as shown in the photo below. (NOTE: This brace is meant to seal the front of the cab enclosure if used with one. If it is not compatible with any other accessories you may leave it off.)

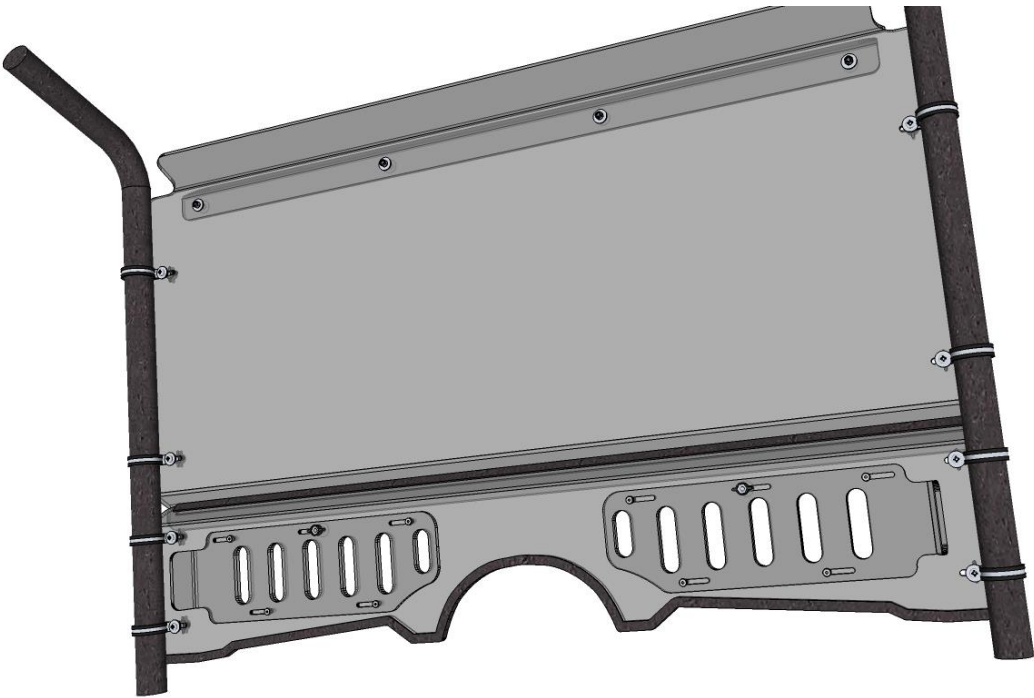


7. You are now ready to install the windshield on your roll cage. First place the bottom section on, centering it on the hood and clamping it to the bars as shown in the photo below.



8. Next place the top windshield section on the roll cage. It should mate with the bottom section as shown in the next few images.





Return Policy

If for any reason you choose to return this product it must be returned within **30 days from date item is received**. You **MUST** package the product exactly **as it was originally packaged from the factory to get a full refund for the product!**

The vinyl windows should never be folded when packaging in the box or for storage purposes. Lay all the windows on top of each other with the canvas folded in between and the paper (if available) on both sides of the windows.

All returned products will be inspected upon arrival at the production facility and must be in unused, factory new condition to receive refund - a 25% restocking fee will apply.

If ordered from Over Armour Offroad please call at 606-845-7439 to gain a return authorization number, use our preferred shipping carrier (UPS) to return the item (unless the item is defective, you are responsible for paying the shipping to return the item.) **Any returns submitted to Over Armour Offroad without a return authorization number will be charged a 20% restocking fee.** If ordered from one of Over Armour Offroads many distributors', you must first call them and see what their return policy is. Once your item reaches our production facility, our customer satisfaction team will inspect your item to ensure unused, factory new condition. **NOTE: All windshields must be returned with the original protective film intact and not removed. Do NOT REMOVE if you have any intentions of returning the item. Refund/ replacement of a windshield will only be processed on items with original protective film or if the windshield is defective.**

Items must be properly packaged in the original shipping carton to protect them during transit and ensure your returned item arrives back factory fresh, and in new resalable condition (**any returned items that have been used, altered or damaged in any way will not be subject for a refund.**) All contents including instruction manuals, accessories, hardware, Velcro, etc. must be included in your return shipment. Only items in OEM factory new condition will be approved. Once returned items are received, credit will be issued to the original credit card/ payment method used for the purchase. Outbound shipping and return shipping cost will not be refunded. Please allow 4 to 6 weeks for your refund to be processed.

Warranty

To The Owner of this Product:

Thank you for purchasing one of Over Armour Offroad Cab Enclosures, Tops &/or Windshields!
Below are the terms under which your product is covered under our manufacturer's warranty.

30 Day Warranty which includes and is not limited to replacing the enclosure, tops and/or windshield due to defect of the product. Please refer to the return policy in this case for more information.

1 Year Warranty includes any defect in material or workmanship within this time frame we will gladly correct the problem or replace the enclosure, tops &/or windshield. Upon submitting for the correction or replacement we will need to receive pictures of the defect in material or workmanship along with the receipt from the date of purchase.

Thank you,

Over Armour Offroad
www.overarmouroffroad.com