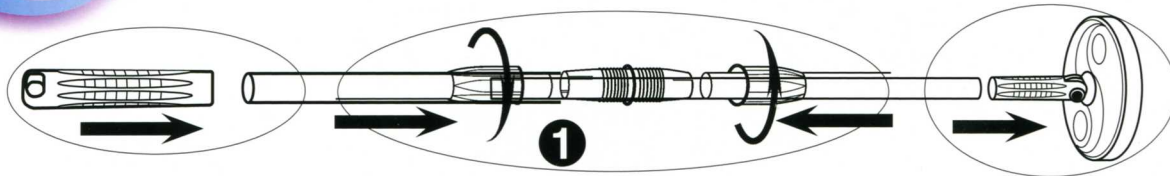


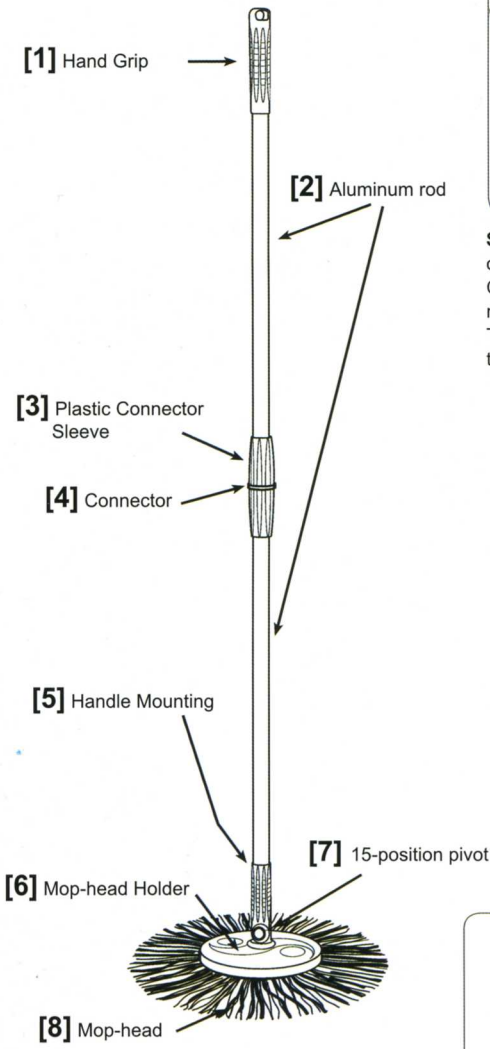


# Instructions for DynaMop® Foot Pedaling Operation Applicable to Stepper Style & Dual-Function Model Spin Mops

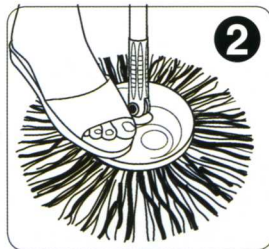
See Reversed Side For Hand-Pressing Operation



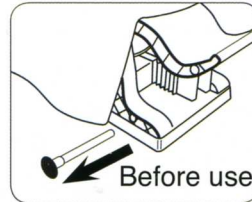
**Step 1:** As illustrated, insert the rods into the black plastic connector [4] through the plastic sleeves [3]. Make certain that the rods are fully inserted and then twist tight. Connect the other ends of aluminum rods [2] into the hand grip [1] and the Handle Mounting [5] of the mop-head holder respectively.



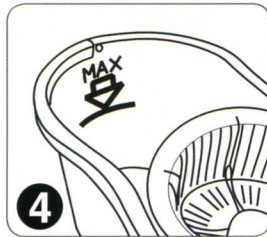
**FULLY ASSEMBLED HANDLE**



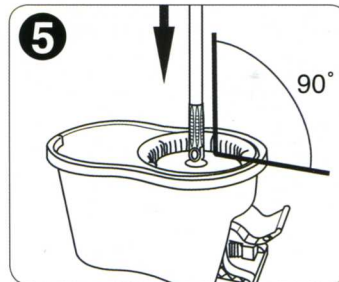
**Step 2:** Place the mop-head [8] on the floor with the black ring (rim) facing up. Cap the mop-head holder [6] over the mop-head's black ring. Tap with foot on the mop-head holder [6] to click the mop-head [8] into position.



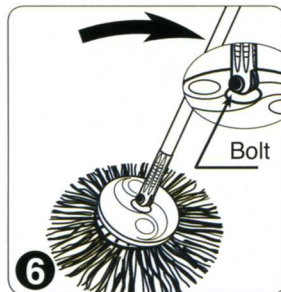
**Step 3:** Remove the black plastic safety shipment pin from the side of pedal to release the pedal to the operation position before use and replace (optional) it after use as a child-proof safety pin.



**Step 4:** Fill the bucket with water or cleaning agents or floor polish as applicable. Please do not over-fill (up to the "Maximum" line).



**Step 5:** Rinse the mop-head in the bucket. The strands will naturally hang downwards while the mop-head is soaked. Place the mop-head into the spinner basket as shown and give the handle a push downwards into the basket (such that the mop-head seats snugly into the spinner basket). Hold lightly onto the handle at mid-section while pedaling (no need to push hard downwards and allow more free spin). Increase pedaling speed and force as desired. Practice a few times to get the proper feel. Avoid sudden move to tip the bucket over or cause to spill.



**Step 6:** To remove or exchange mop-head [8], step on the strands with one foot and point the bolt at the foot while tilting the handle outwards (to the opposite direction of the foot-see picture) until the mop-head holder [6] pops off the mop-head [8].



**Step 7:** For best effect, we recommend pedaling using your right foot with your toes pointing at a 45° angle against the pedal (see illustration).

**CAUTION:**

Never touch the spin basket while it is in operation. Touching the spinning parts may cause bodily injury! THIS IS NOT A TOY: Do not allow children to operate the spin mop. Barefoot operation not recommended.

**Machine Washable Fluffy Microfiber Mop-head**

The traditional loop or braided style traps dirt inside and hardens strands. Our fluffy style will last 2-3 times longer due to the great ability to release dirt when rinsed. Due to the way it's woven, there may be loose lint present at the tip of strands. We recommend rinsing/spin drying several times at first use to remove all loose lint. The particles will no longer present after first use. Safe to use Bleach, Cleaner, Polish, Ammonia, etc.



