

Sunnytech CAT7 23AWG RJ-45 Plug Module (CB-K7CL KJ Series) Installation Guide

REV. 2.0: Dec 7th 2015

Step 1 Checklist for what you are going to install :

- 1) CAT 7 RJ45 Plug: Sunnytech ST-K7PLUG60
- 2) Sunnytech CAT 7 cable (drain wire for option)
- 3) Boot Cap: Sunnytech ST-K7-BOOT-BK (option)



Step 2 Step 2 shows you when you install with Sunnytech CAT 7 cable with drain wire (Photo A) or without it (Photo B)

Boot Cap (no) drain wire (yes)




Strip off cable jacket 20mm with stripping tool

Boot Cap (yes) drain wire (no)

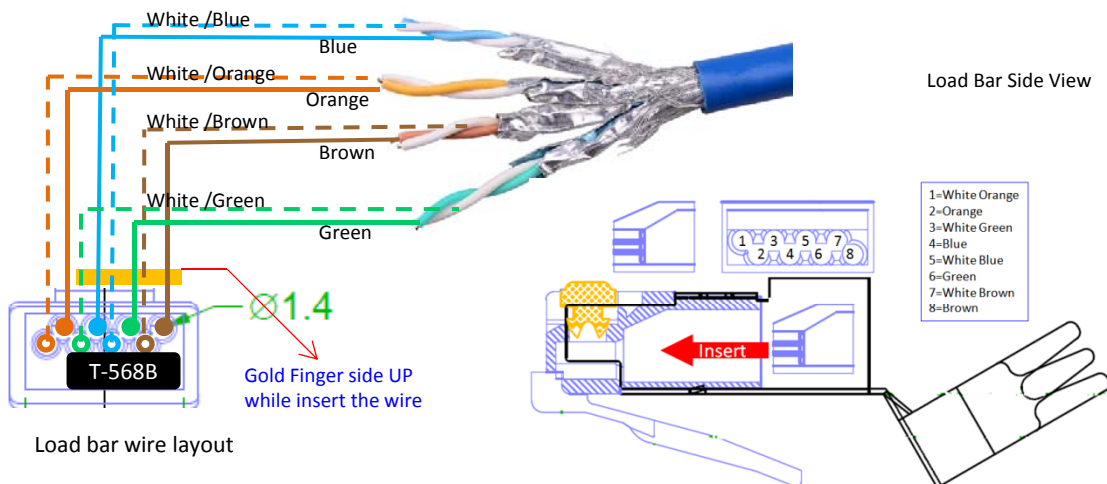


Boot Cap must be installed first like Photo (B)

Step 3 Move the aluminum braiding and separate the four pairs to four directions. Remove the aluminum foil of each pair and bend the drain wire down for later welding to main ground wire



Step 4 The four pairs of the cable, we found that they are orange, blue, green and brown that each pair comes with a white cable foiled together



Actually in each pair of the wire, there is one colored and one white wire, so you need to be very careful when installing it. It is suggested to start with the following sequence: (from 1 through 8)



T-568B Color Coding



Correct wiring sequence line-up

Step 5 Now install the Load Bar, refer the following , reserve about 4.5mm at rear end and 4mm from Load bar to the conductor top.




Photo (A)




Photo (B)

Install Load Bar to cable with a drain wire

Install Load Bar to ordinary CAT 7

Step 6 Next to Push cable and insert into PLUG body, see Photo (A) for CAT 7 cable (drain wire version) , Photo (B) for ordinary CAT 7




Photo (A)




Photo (B)

Step 7 Crimps the Plug with a crimping tool and winds cable clip for ground bonding termination.



Step 8 When the termination is done, cut the excess aluminum braiding, the installation is complete; Photo (A) for Drain Wire CAT 7 version, Photo (B) for Ordinary CAT 7 version



Photo (A)




Photo (B)

Crimping Tool

Crimping tool for Sunnytech ST-K7PLUG60

