


Instruction Manual



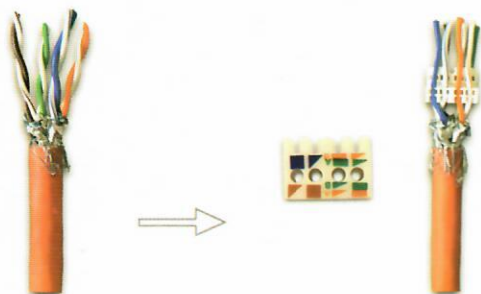

1) Carve the cable jacket by 35mm.




2) Remove the carved cable jacket.




3) Cut braided shield at 10 mm and push back over cable jacket.




4) Cut short the foil shielding, fan out all four twisted pairs, following the color coding and allocate each conductors into proper slots on wiring cap.




5) Wrap the aluminum foil, woven mesh and ground wire by copper foil tape. Trim the ends of conductors.



6) Place the wiring cap onto keystone jack.



7) Close keystone jack cover.



8) Push the sliding block into keystone jack and tighten the copper foil tape, make sure the drain wire is in proper contact with grounding clip on keystone jack, fasten supplied cable tie to secure grounding contact.