

**XT1A**  
AA Battery Dual-Switch EDC  
Tactical Flashlight  
V1-2018.07.24

**Specifications**

- CREE XP-L HD V6 LED, up to 50,000 hours lifetime.
- Initialized to Outdoor Setting by default (Actual default Setting may change due to distribution channel or area without notice).

Specification	Mode	High	Medium	Low	Strobe	SOS
ANSI lumens (LM) 14500		1000	80	5	1000	80
Runtime(h) 14500		1h	4.5h	37h	2h	13.5h
ANSI lumens (LM) AA		300	80	5	300	100
Runtime(h) AA		1h	2.3h	25h	2h	6.9h
Beam intensity(cd)		8281	650	42		
Beam distance(m)		182	51	13		
Impact resistance(m)		1				
Waterproof		IPX8(2 meters submersible)				

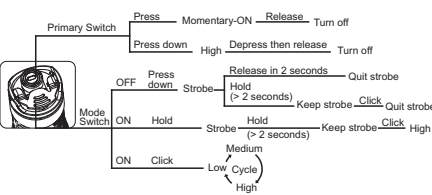
- Working Voltage: 1.0V-4.2V.
- Compatible Batteries: 1 x 14500 with 4A + Discharge Capacity or 1 x AA.
- Reflector: Smooth Reflector.
- Lens: Hardened Ultra-Clear Glass with abrasion resistant AR Coating.
- Switch: TailCap Tactical Dual-Switch.
- Dimensions: (Head) 22.7mm(0.89") diameter (Body) 22.8mm (0.90") diameter (Length) 107.7mm (4.24")
- Weight: 61.5g (2.17oz) without battery.
- Material: Aerospace Aluminum Alloy 6061-T6, Mil-Spec HAIII Anodizing.
- Accessories Included: 1 x Micro-USB Cable, 1 x Lanyard, 1 x Spare O-ring, 1 x Klarus 14500 Battery with Micro-USB Charging Port, 1 x Clip.

**Notice:** The above data has been measured in accordance with international flashlight testing standards ANSI/NEMA FL1 using one KLARUS 14500 800mAh battery under laboratory conditions. The data may vary slightly during actual use due to battery type, individual usage habits and environmental factors. KLARUS is a member of PLATO, participating in and helping to develop the ANSI/NEMA FL1 standard of measurement. Product testing data is in accordance with these internationally recognized scientific standards. We recommend that you use a reliable, high performance KLARUS charger to charge batteries separate from the flashlight, should you not wish to charge it directly.

**Operation**

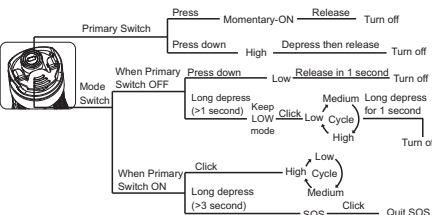
**User Setting 1: Tactical Setting**

**One Touch Strobe, One Touch Turbo**

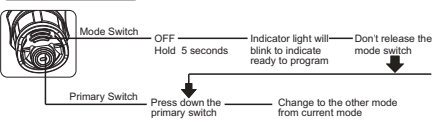


**User Setting 2: Outdoor Setting**

**One Touch Turbo, One Touch Low, SOS**



**User Setting Change**



**Notice:** When the light is off, long press the MODE switch for 5 seconds until the Battery Capacity Indicator Light flash red and

green (Battery Capacity Indicator flashing red and green indicates that it enters into the programming mode), hold MODE switch and press down the main switch if you want to switch between main settings. The Battery Capacity Indicator will turn off and exit programming mode after the setting was changed. It will exit the programming mode after 5 seconds of action, or if the MODE switch is released.

**Lock-out**

To lock the tail dual-switch, loosen the head for half a turn or more.

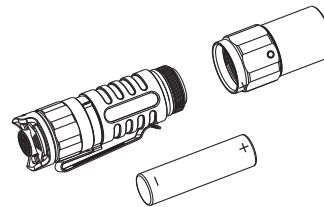
**Temperature Protection System**

The TPS will be turned on when the light is put into High mode. The output will be adjusted to approximately 300 lumens after three minutes to protect the LED and internal components and ensure the light is comfortable to hold.

**Battery Capacity Indicator**

- After power-on, the indicator will flash for 5 seconds.
  - Green, 70%-100% capacity remaining.
  - Orange, 30%-70% capacity remaining.
  - Red, less than 30% capacity remaining.
  - Flashing Red, less than 10% capacity remaining, recharge or replace battery immediately.
- Notice:** The indicator will only display as above when using 14500 Li-ion batteries.

**Battery Installation**



**Usage and Maintenance**

- The flashlight's surface will increase in temperature during use, especially during periods of higher lumen output. The maximum safe operating surface temperature of the flashlight is 60°C/140 °F.
- Please fully charge battery before initial use. Included battery is charged to less than 50% as a safety measure and will not power the flashlight at full output.
- To maintain waterproof rating, please lubricate the O-ring with silicone safe lubricant and replace worn O-rings as needed.
- Do not shine light directly into eyes.
- For long term storage, remove the battery and store in a cool and dry location.

**Warranty**

- KLARUS guarantees the flashlight against defects in material and workmanship. Flashlight products that are found to be defective under normal use within 5 years of the purchase date will be repaired or replaced without charge.
- This warranty does not cover damage caused by accident, unreasonable use or product alteration. Failure to follow the general maintenance directions could result in damage to your flashlight that may not be covered by the KLARUS warranty.

**Limited Lifetime Warranty**

If problems develop after 5 years from the date of purchase, KLARUS will charge for parts and repairs. The total repair fee will be assessed according to the cost of the replacement materials. If damage to the light is substantial, KLARUS will contact the customer via the dealer with a quote. The customer may decide whether to proceed with the repairs. Freight will be paid by the dealer or customer.

**Warranty Procedure**

- If this flashlight does not perform to the specification, the product will be repaired or replaced as described above.
- Please contact your original KLARUS dealer for replacement and repairs.
- If the warranty issue cannot be resolved by the dealer, please contact KLARUS at service@klaruslight.com for assistance. Please provide the following information to expedite the process:
  - 1) List the serial number on the light.

- 2) Include a detailed description identifying the issue, accompanied by pictures or a short video demonstration if necessary.
- 3) Provide the name and store of the dealer you made the purchase from; and a copy of the proof of purchase.



Website



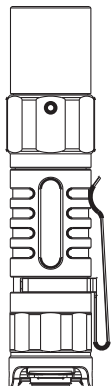
Facebook

**KLARUS LIGHTING TECHNOLOGY CO., LIMITED**

Address: 5/F, No.26 Building, Niulanqian Industrial Park, Longhua District, Shenzhen City, 518131, China.  
Phone: +86-755-27700110  
Email: info@klaruslight.com, sales@klaruslight.com  
Customer Service: service@klaruslight.com  
Website: www.klaruslight.com



Made in China



**XT1A**  
双开关AA战术EDC手电  
V1-2018.07.4

**规格**

- 采用CREE XP-L HD V6 LED, 寿命长达50000小时。
- 出厂设置为户外模式 (可能会根据销售区域或者渠道做出调整, 以实物为准)。

ANSI/NEMA FL1	高亮	中亮	低亮	爆闪	SOS
亮度(LM) 14500电池	1000	80	5	1000	80
续航时间(h) 14500电池	1h	4.5h	37h	2h	13.5h
亮度(LM) AA电池	300	80	5	300	100
续航时间(h) AA电池	1h	2.3h	25h	2h	6.9h
光强度(cd)	8281	650	42		
射程(m)	182	51	13		
防跌落(m)	1				
防水级别	IPX8级防水(水下2米)				

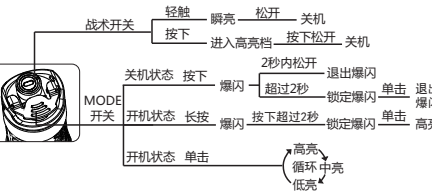
- 工作电压: 1.0V-4.2V.
- 可兼容电池: 4A以上放电能力的14500 x 1 或 AA x 1.
- 反光杯: 光面光杯.
- 镜片: 钢化玻璃镀AR膜.
- 开关类型: 尾部战术双开关.
- 尺寸: (头直径)22.7mm x (身直径)22.8mm x (总长)107.7mm.
- 重量: 61.5g(不含电池).
- 材料: 航空铝6061-T6, 军规三级硬质阳极氧化表面处理.
- 配件: Micro-USB充电线 x 1, 手绳 x 1, 备用O型圈 x 1, 带Micro-USB充电口14500电池 x 1, 不锈钢抱夹 x 1.

**备注:** 以上参数是按照国际手电筒测量标准ANSI/NEMA FL1所述之方法测量所得, 所使用电池为1节KLARUS 800mAh 14500电池, 实际数据可能会随着不同电池或使用环境而产生影响. KLARUS是美国手电行业协会(PLATO)的成员, 参与制定和优化ANSI/NEMA FL1手电标准, 产品测试数据标准科学. 如需使用充电器充电, 建议使用KLARUS凯瑞兹高可靠性充电器.

**使用操作**

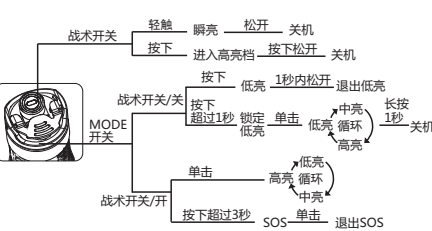
**模式1: 战术模式**

一键爆闪, 一键高亮

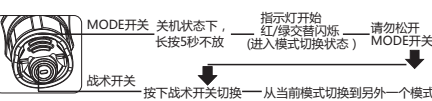


**模式2: 户外模式**

一键高亮, 一键低亮, SOS



**模式切换**



**备注:** 在关机状态下, 按住MODE开关不放5秒后, 指示灯开始红/绿交替闪烁(指示灯红/绿交替闪烁表示已经进入可编程状态), 此时不松开MODE开关的同时按下主开关, 即可在操作模式一和操作模式二之间切换, 切换成功后指示灯关闭并退出编程模式. 进入编程模式后, 如果没有其他操作, 5秒后或者松开MODE开关后自动退出编程状态.

**锁定功能**

如需锁定尾部双开关只需将筒头拧松半圈即可。

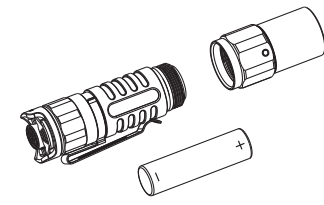
**智能温控系统**

开机进入高亮档, 3分钟后调整亮度到300流明, 避免因热导致手电电路元件和LED损坏, 同时保证握持舒适度。

**电量指示**

- 开机指示灯显示5秒, 5秒后关闭.
  - 绿色, 表示剩余电量70%-100%;
  - 橙色, 表示剩余电量30%-70%;
  - 红色, 表示剩余30%以下;
  - 电量在低于10%时指示灯红灯闪烁, 提示用户电量即将耗尽.
- 注:** 此电量指示功能只针对14500锂离子电池。

**电池安装**



**使用及维护**

- 手电在使用过程中, 手电表面温度在60度以下属于正常情况, 请放心使用.
- 充电电池出厂时只有50%以下电量, 直接使用不能达到最高亮度和正常续航时间, 首次使用请将电池充满.

- 为达到最佳防水性能, 请定期检查防水O圈的完整性, 并请适量涂抹润滑硅脂于防水O圈上以延长其使用寿命. 如O圈损坏, 请及时更换原厂O圈以确保您所使用之产品的优异防水性能.
- 请勿将手电筒的光线直接照射人类或动物的眼睛.
- 长时间不使用手电筒时, 请将电池取出, 并妥善存放于阴凉干燥处.

**保修**

- 15天保换期: 自售出之日起15天内, 在正常使用情况下, 出现产品质量问题, 客户可选择更换新品或维修服务, 要求更换时, 所换产品应为返修产品同型号同规格的新品; 如同型号同规格的产品停止生产时, 则调换不低于原产品性能的同品牌产品.
- 5年免费保修期: 自售出之日起5年内, 用户在正常使用情况下, 出现产品质量问题, 可享受免费维修服务.
- 终身有限保修: 超过5年免费保修期外, 提供有偿保修, 费用以实际更换材料费用为准, 不另收取人工费.



关注微信



进入官网



京东购买



淘宝购买

**深圳市凯瑞兹电子科技有限公司**

地址: 深圳市龙华新区民治牛栏前工业区26栋5楼  
邮编: 518131  
电话: +86-755-27700110  
邮箱: info@klaruslight.com, sales@klaruslight.com  
售后: service@klaruslight.com  
网站: www.klaruslight.cn



Made in China