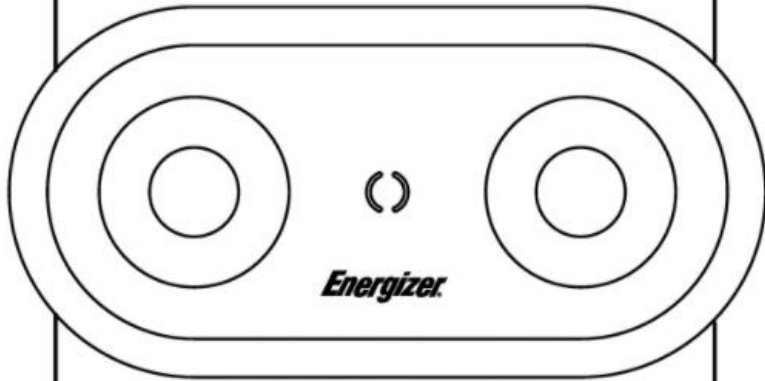


Energizer®

WCP205



EN

Specification:

Model Name : WCP205
Rated Input : USB-C 5V/3A, 9V/3A
Wireless Output 1 : 5W/ 7.5W/ 10W
Wireless Output 2 : 5W/ 7.5W/ 10W
Total Wireless Output : 20W (Max.)
Dimensions : 180(L)*88(W)*19(H) mm
Weight : 375g±5g

FR

Spécifications:

Modèle : WCP205
Entrée : USB-C 5V/3A, 9V/3A
Sortie sans fil 1 : 5W/ 7.5W/ 10W
Sortie sans fil 2 : 5W/ 7.5W/ 10W
Sortie totale : 20W (Max.)
Dimensions : 180(L)*88(W)*19(H) mm
Poids : 375g±5g

DE

Technische Daten:

Modell : WCP205
Eingangsspannung : USB-C 5V/3A, 9V/3A
Drahtlos-Leistung 1 : 5W/ 7.5W/ 10W
Drahtlos-Leistung 2 : 5W/ 7.5W/ 10W
Gesamtleistung : 20W (Max.)
Abmessungen : 180(L)*88(W)*19(H) mm
Gewicht : 375g±5g

SP

Especificaciones:

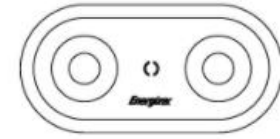
Modelo : WCP205
Tensión de Entrada : USB-C 5V/3A, 9V/3A
Salida inalámbrica 1 : 5W/ 7.5W/ 10W
Salida inalámbrica 2 : 5W/ 7.5W/ 10W
Producción total : 20W (Max.)
Dimensiones : 180(L)*88(W)*19(H) mm
Peso : 375g±5g

IT

Specificazioni:

Modello : WCP205
Ingresso Nominale : USB-C 5V/3A, 9V/3A
Uscita wireless 1 : 5W/ 7.5W/ 10W
Uscita wireless 2 : 5W/ 7.5W/ 10W
Output totale : 20W (Max.)
Dimensioni : 180(L)*88(W)*19(H) mm
Peso : 375g±5g

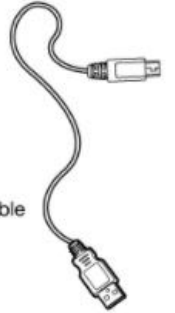
Package Contents



1 WCP205



2 User Manual



3 Charging Cable



PowerSafe Management

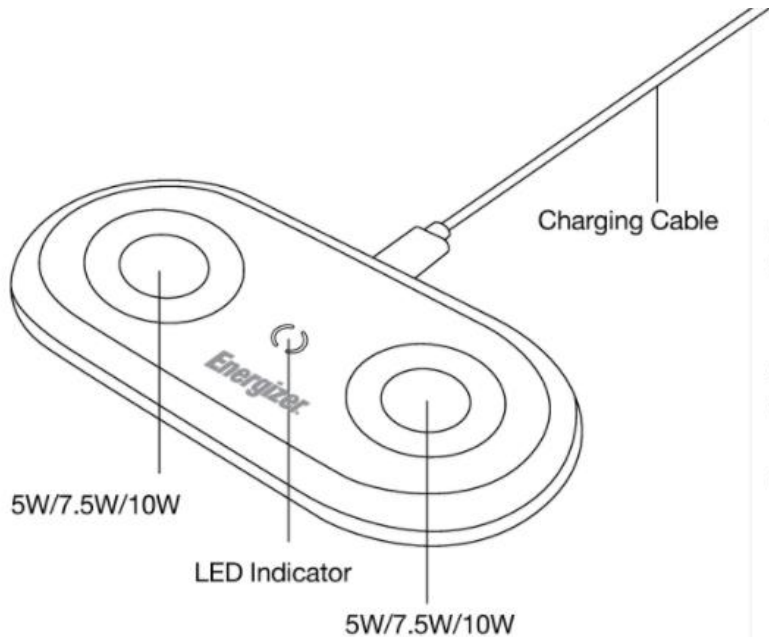
Guarantees against short circuit and over-charging for your power bank and devices.



Customer Service

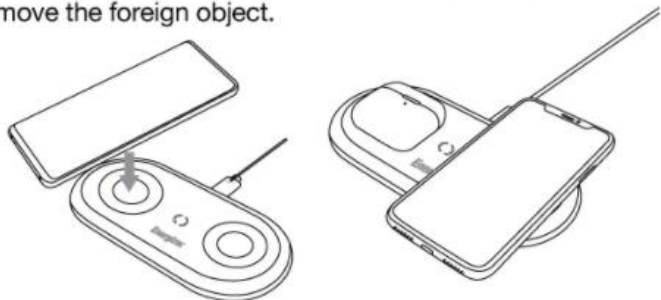
For any question about the product, please contact us at service@energizerpowerbanks.com

©2021 Energizer. Energizer, Energizer Character and certain graphic designs are trademarks of Energizer Brands, LLC and related subsidiaries and are used under license by TennRich International Corp..



How to USE

1. Connect the charging pad with a charging cable, and then connect to a power outlet. The LED indicator will light up for 3 seconds and then shut off when the power is first connected.
2. Place and align your device(s) on the pad correctly to begin charging.
3. When the phone is successfully charging, the LED indicator will light up for 15 seconds and then shut off to keep the charging process sleep friendly.
4. Dual-coil design allows you to charge two devices at once.
5. For wireless fast charge, please use compatible cable, adapter, and device(s).
6. Foreign Object Detection (F.O.D): Flashing LED light, please remove the foreign object.



Each LED light indicates the charging status on each charging pad.

How to Pick the Right Case



Slim Case(within 4mm)



Case Thickness(Over 4mm)



Metal Ring/Case



Magnetic Pad

Do not place any metal or foreign object on the wireless charging area.

Safety Instructions

- Avoid water, heat, fire, penetration of the product, and severe drops at all times.
- Do not insert other object to the USB ports other than the USB connectors.
- During charging, your device and the product may feel slightly warm, this is normal.
- Do not clean the product with water or other cleaning products, clean the exterior with a lightly wetted cloth or napkin.
- Any intentional and physical damage to the product will not be under the warranty conditions.
- Do not place any metal or flammable object on top of this product.
- This product is not suitable for extreme climates, please store and use this product properly.

WARRANTY

All products from the date of purchase are qualified for limited time warranty. For more warranty information, please visit: <http://www.energizerpowerbanks.com>



Dispose the battery properly, seek for local disposal facility for advice. Do not dispose, disassemble, damage, or incinerate the battery at all time.