

Energizer

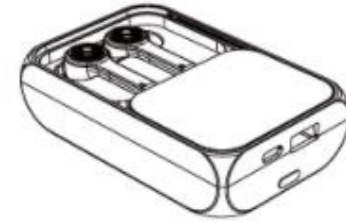


UB5001

Specification

Model Name: UB5001
Cell Type: Lithium Polymer
Battery Capacity: 5000mAh/ 18.5Wh
Single earbud capacity: 60mAh
Rated Input: 5V/ 2A (Max.)
Rated Output: 5V/ 2A (Total/ Max.)
Wireless Charging: 5W
Bluetooth Version: 5.0
Impedance: $\Phi 6\text{mm } 16\Omega$
Transmission distance: 10M
Frequency Range: 20Hz~20KHz
Protocols: HSP/ HFP/ AVRCP/A2DP
Dimensions: 100(L) x 64(W) x 26(H)mm
Weight : 159g \pm 5g

Package Content



Charging case



Energizer earbuds



Charging cable

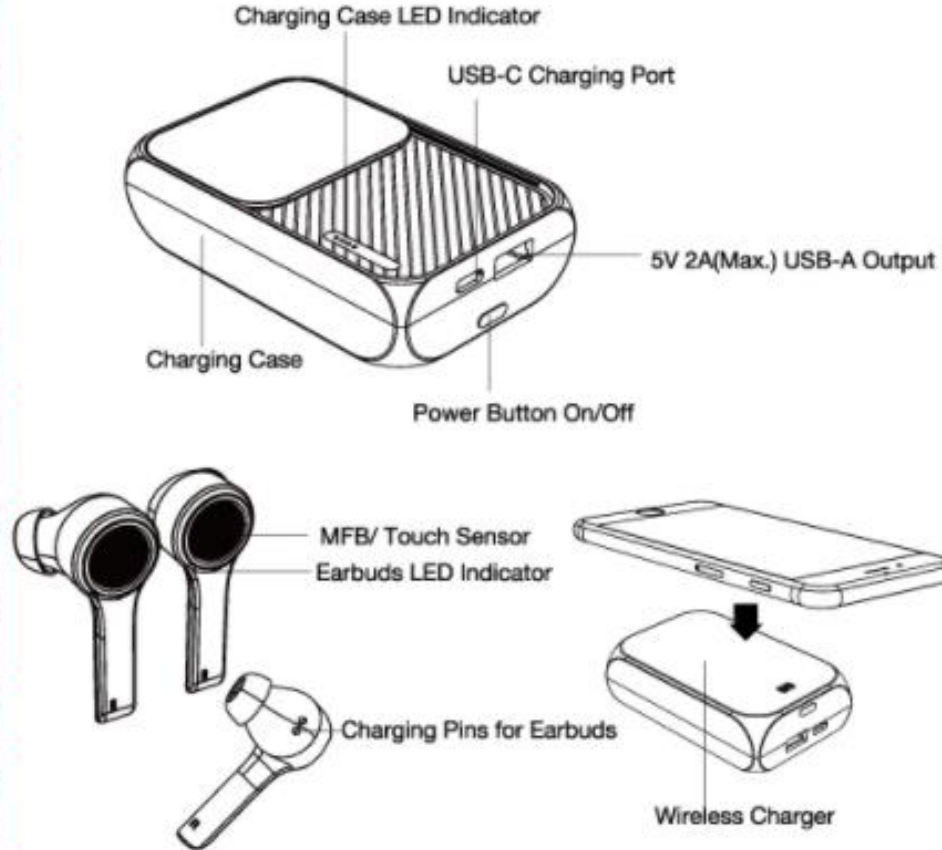


Gel tips x 3
(total 3 pairs in the package)



User manual

Product introduction



How to Use

Power on: Take the earbuds out of the case, the power will turn on automatically. You can also press and hold MFB button for 2 seconds to turn on the power manually.
Power off: Put the earbuds back into the case, the power will turn off automatically. You can also press and hold MFB for 5 seconds, the earbuds will turn off manually.

LED Light Indicator:

Earbuds LED Light Indicator

Pairing Mode:	Flashing white and red light
Earbuds Connected:	One flashes white and red, the other one flashes white 1 time every 5 seconds
Phone Connected:	Both earbuds flash white 1 time every 5 seconds
Battery Low:	Flashing red
Charging:	Red light on
Charging finished:	Red light on for 1 min then shut off

Charging Case LED Light Indicator

Charging:	Flashing blue
Charging finished:	Blue light is on
1 LED On:	Battery level 0-25%
2 LED On:	Battery level 25%-50%
3 LED On:	Battery level 50%-75%
4 LED On:	Battery level 75%-100%

Pairing Instruction:

Take the 2 earbuds out of the box, they will automatically pair first. Turn on the Bluetooth of your phone, connect to "Energizer_UB5001".

A voice prompt will follow after the earbuds are paired successfully.

Open your phone music player app and play, you can enjoy music wirelessly.

*When the case is in charging mode, please take out the earbuds, press and hold the MFB button for 2 seconds to turn them on manually.

*Please pair both earbuds for the first time use.

Single Earbud Pairing Mode

Take one earbud out of the box, press and hold the MFB button for 5 seconds, both earbuds will flash white and red indicating the earbuds are in pairing mode.

Turn on the Bluetooth of your phone, connect to "Energizer_UB5001".

A voice prompt will follow after the earbuds are paired successfully.



Button Operation:

Double click the MFB button:
Switch to next (L) or previous (R) music

- Touch 1 time during music mode or call: Play/Pause or Answer/Hang up
- Click 3 times: Activate phone voice control
- Press and hold for 2 seconds: Power on/Reject call
- Press and hold for 4 seconds: Power off
- Press and hold for 10 seconds: Go into reset mode, after the indicators are off, reset mode is completed



How to Charge:

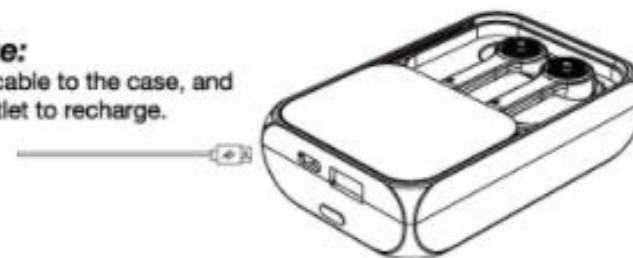
Wireless: Turn your charging case upside down, place your device on top of the wireless charger, press the power button to activate charging.

USB-A: 5V 2A USB output can charge your smartphone through a charging cable.



How to Recharge:

Connect the charging cable to the case, and connect to a power outlet to recharge.



RF Exposure Compliance Statement:

This equipment complies with FCC radiation exposure limits set forth for an uncontrolled environment. This transmitter must not be co-located or operating in conjunction with any other antenna or transmitter.

CORRECT DISPOSAL OF THIS PRODUCT

(Waste Electrical & Electronic Equipment)

This marking shown on the product or its literature, indicates that it should not be disposed with other household wastes at the end of its working life.

To prevent possible harm to the environment or human health from uncontrolled waste disposal, please separate this from other types of wastes and recycle it responsibly to promote the sustainable reuse of material resources.

Household user should contact either the retailer where they purchased this product or their local government office for details of where and how they can take this item for environmentally safe recycling.

Business users should contact their supplier and check the terms and conditions of the purchase contract. This product should not be mixed with other commercial wastes for disposal.

Safety Instruction

- Avoid water, heat, fire, penetration of the battery, and severe drops at all times.
- Do not insert other objects into the USB ports other than the USB connectors.
- Once the product is fully charged, your power pack automatically shuts off to save power.
- During charge & recharge, battery may feel slightly warm.
- Do not clean the battery with water or other cleaning products, clean the exterior with a lightly wetted cloth or napkin
- Any intentional and physical damage to the battery will not be under the warranty conditions
- Battery storage temperature is between -10°C~+60°C, operating temperature is 0°C~45°C
- Fully charge the battery before first use to maximize the battery life
- Recommend to recharge your power bank with a wall charger/adaptor.
- For better performance, avoid recharging the power bank while your device is connected to it.
- Dispose of battery properly; ask local disposal facility for advice.
- Do not disassemble, damage or incinerate the battery at any time.
- Please use the original accessories such as charging cable and adapter for better performance

WARRANTY

All products from the date of purchase are qualified for limited time warranty. For more warranty information, please visit: <http://www.energizerpowerbanks.com>



PowerSafe Management

Guarantees against short circuit and over-charging for your power bank and devices.



Customer Service

For any question about the product, please contact us at service@energizerpowerbanks.com



Dispose the battery properly, seek for local disposal facility for advice.
Do not dispose, disassemble, damage, or incinerate the battery at all time.

© 2020 Energizer. Energizer and certain graphic designs are trademarks of Energizer Brands, LLC and related subsidiaries and are used under license by TernRich International Corp. All other brand names are trademarks of their respective owners. Neither TernRich International Corp. nor Energizer Brands, LLC is affiliated with the respective owners of their trademarks.