



**Directions
for Use**



The Bite Shield repels biting insects up to a 15ft radius. The invisible active ingredient in the MM30 is dispersed by the Bite Shield fan. The special repellent cartridge used in the Bite Shield unit assures stable operation and continuous peak efficiency.

Contents:

1- MM30, Bite Shield Portable
2- Refill Cartridges

AROMATIC - Emits a pleasing fragrance while it works.

ECONOMICAL - Each cartridge lasts up to 120 hours

EASY TO USE - Just slide a cartridge in the unit and turn it on.

CLEAN - Smokeless; will not soil walls or furnishings.

FAST RESULTS - The Bite Shield starts to work the moment its turned on.

Active ingredient: Geraniol 30%

Inert ingredient: Polyethylene pellets 70%

**EASY TO USE • CLEAN AND
FRAGRANT • LONG LASTING
• ECONOMICAL**

BATTERY INSTALLATION:

1. Remove battery compartment cover located on the bottom of the Bite Shield.
2. Install two (2) "AA" batteries (not included) as indicated inside compartment (Figure 1).
3. Replace compartment cover.

NOTE: AC Adapter can be used - 3 Volts DC, 100mA, Positive Tip.

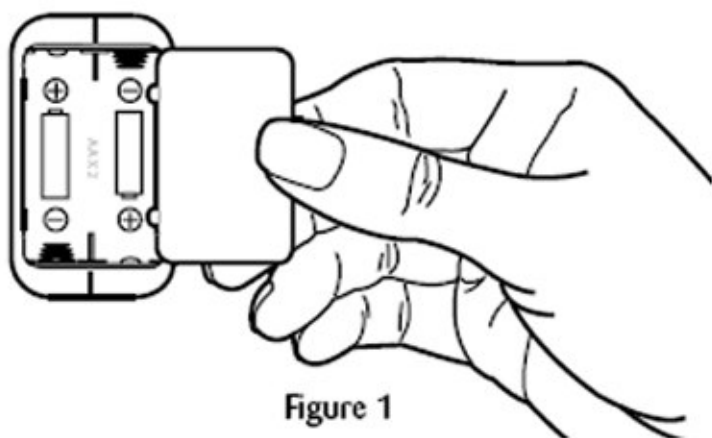


Figure 1

REPELLENT CARTRIDGE INSTALLATION:

1. Remove repellent cartridge from airtight package (Figure 2).
2. Line up mounting slots on the Bite Shield and cartridge.


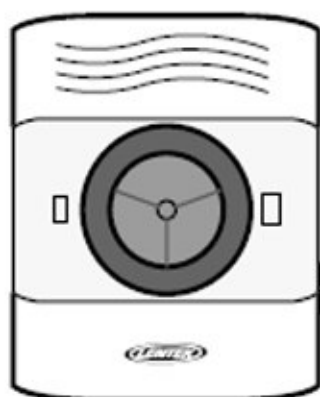


Figure 2



3. Slide the repellent cartridge to the right (Figure 3) (Direction of arrow labeled "LOCK" on cartridge) with front of unit facing you.

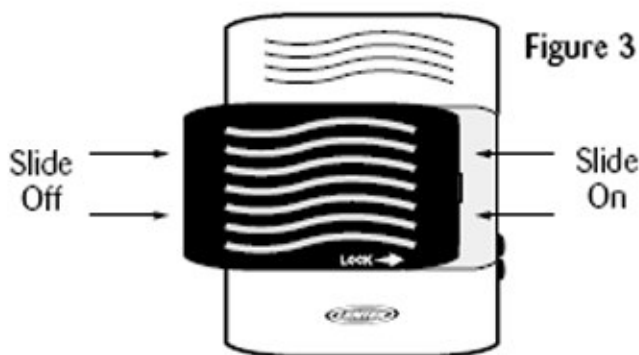


Figure 3

OPERATION:

1. Place, hang or clip the Bite Shield where it will be most effective (Figure 4).
 - A. Centrally located on a table.
 - B. Conveniently hangs from a nail on a wall.
2. Slide the power switch to the ON position (Figure 5).

3. Bite Shield starts to work immediately.

Figure 4



Figure 5



Storage:

We recommend storing unit in a sealable plastic bag to extend the life of the Bite Shield cartridge.

For replacement cartridges, contact your local retailer or call 888-3-LENTEK.