

2

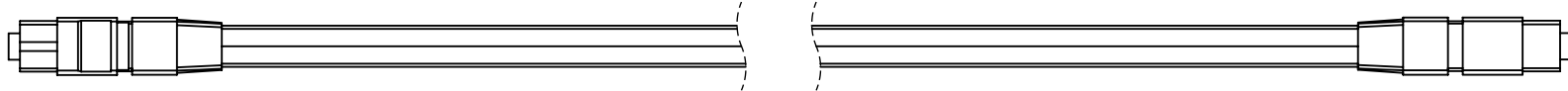
1

Key UP

Key Down

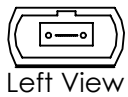
Position 1

Position 1

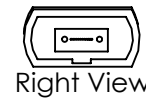


Position 12

Position 12



Left View



Right View

Fiber Connection		
Position 1	to	Position 1
Position 2	to	Position 2
Position 3	to	Position 3
Position 4	to	Position 4
Position 5	to	Position 5
Position 6	to	Position 6
Position 7	to	Position 7
Position 8	to	Position 8
Position 9	to	Position 9
Position 10	to	Position 10
Position 11	to	Position 11
Position 12	to	Position 12

B

B

A

A

PROPRIETARY AND CONFIDENTIAL
 THE INFORMATION CONTAINED IN THIS DRAWING IS THE SOLE PROPERTY OF <INSERT COMPANY NAME HERE>. ANY REPRODUCTION IN PART OR AS A WHOLE WITHOUT THE WRITTEN PERMISSION OF <INSERT COMPANY NAME HERE> IS PROHIBITED.

		UNLESS OTHERWISE SPECIFIED:		NAME	DATE
		DIMENSIONS ARE IN INCHES	DRAWN		
		TOLERANCES:	CHECKED		
		FRACTIONAL ±	ENG APPR.		
		ANGULAR: MACH ± BEND ±	MFG APPR.		
		TWO PLACE DECIMAL ±	Q.A.		
		THREE PLACE DECIMAL ±	COMMENTS:		
		INTERPRET GEOMETRIC TOLERANCING PER:			
		MATERIAL			
		FINISH			
NEXT ASSY	USED ON				
APPLICATION		DO NOT SCALE DRAWING			

Fiber Optic Cable Shop		
TITLE:		
MTP TRUNK CABLE TYPE A CONNECTION		
SIZE	DWG. NO.	REV
A	MTP TYPE A	
SCALE: 1:5		SHEET 1 OF 1

2

1