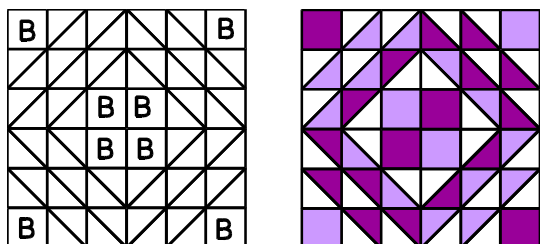


GARDEN PATH

15" block




For one block:

__Cut 28 ScrapMaster triangles, 3-3/8", from light fabrics.

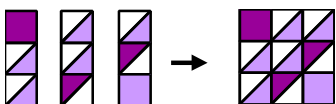
__Cut 14 ScrapMaster triangles, 3-3/8", from medium fabrics.

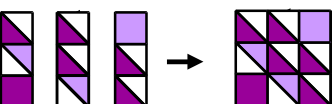
__Cut 14 ScrapMaster triangles, 3-3/8", from dark fabrics.

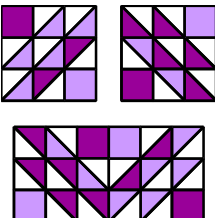
 Join the ScrapMaster triangles to make 14 light/medium and 14 light/dark half-square triangle units.

__Cut 8 squares 3" x 3", from medium and/or dark fabrics (B).

Piecing:

1. Make 2 units like this. 

2. Make 2 units like this. 

3. Join the units to make one block, like this. 

To make the quilt shown in the drawing, you'll need:

- __Garden Path blocks
- __Border fabric

Check the quilt plan for the quilt size you're making to determine the number of blocks to make and the width to cut the borders.

Crib quilt (shown below—42" x 57")

6 blocks, set 2 across and 3 down. Cut 6-1/2"-wide strips for borders.

Nap quilt (57" x 72")

12 blocks, set 3 across and 4 down. Cut 6-1/2"-wide strips for borders.

Twin bed quilt (57" x 87")

15 blocks, set 3 across and 5 down. Cut 6-1/2"-wide strips for borders.

Double bed quilt (75" x 90")

20 blocks, set 4 across and 5 down. Cut 8"-wide strips for borders.

Queen bed quilt (84" x 99")

30 blocks, set 5 across and 6 down. Cut 5-1/2"-wide strips for borders.

