



e-pill PiilPAL for Pocket PC was designed to help the PDA user to remember to take his/her medication on time. However, this application should only used as a supplement for remembering to take or administer medication on time, and should not be relied upon solely. The manufacturer e-pill, LLC assumes no responsibility whatsoever for any inconvenience or non-compliance to medications in the event the application or PDA fails to function.

WARNING:

This User Manual is protected by copyright.
©Copyright e-pill, LLC, 2002 e-pill®
Windows®, Pocket PC® are trademarks owned by Microsoft Corporation

e-pill®, LLC | Medication Reminders
70 Walnut Street
Wellesley, MA 02481, USA
Phone 781.239.8255
Fax 781.235.3252
Toll-Free: 800-549-0095 www.epill.com

e-pill® PiilPAL[®] **for Pocket PC**

User Manual



**Medication Reminder and Patient
Adherence History Program.**

Never forget to take your meds again!

Notes

Dear Customer,

Thank you for purchasing an **e-pill**[®] Medication Reminder software product!

e-pill is a leading provider of medication reminder products and services. Our award winning line of products include pill organizers, automatic dispensers, electronic medicine reminders, multi-alarms, vibrating reminder watches, and compliance recorders.

For more information or to order an e-pill Medication Reminder, visit our website **www.epill.com** or call 1-800-549-0095 (+1-781-239-8255 from overseas).

Best of Health,

Team e-pill,
pillpal@epill.com

Boston.



Medication Reminder and Patient Adherence History Program

Never forget to take your meds again!

The e-pill® PillPAL™ Medication Reminder and Patient Adherence History Program runs on a personal digital assistant (PDA) under Windows Pocket PC.

Up to 48 daily alarms from your favorite PDA - no reset required. This Easy-to-Program and Easy-to-Use application turns your Pocket PC into a practical medication reminder device. The exportable log file keeps track of your medication history (medication adherence).

Never forget to take your meds again!

Feel Better & Avoid Medication Errors.

- Daily Repeating Medication Reminders, NO RESET required
- Up to 48 Daily Alarms
- One-time Reminders (doctors appointments, tests etc.)
- Text Message for each alarm (example “*Fosamax, do not take with OJ*”)
- 3 Reminder Sound settings (different volume, frequency combinations)
- Log file (medication history) can be up-loaded to your Windows PC
- Early Dose feature allows user to take medication ahead schedule
- Medical Event feature

Use the e-pill PillPAL Medication Reminder and Medication History Application to help increase patient compliance, record medication adherence, and help reduce medication errors. The automatic history file (Log) records each dose taken, missed or taken early. In addition you can document medical events (shortness of breath, nausea, other side effects) by making a manual entry in the log. Automatic uploading of history file to PC requires Microsoft® ActiveSync® to be installed on the host computer.

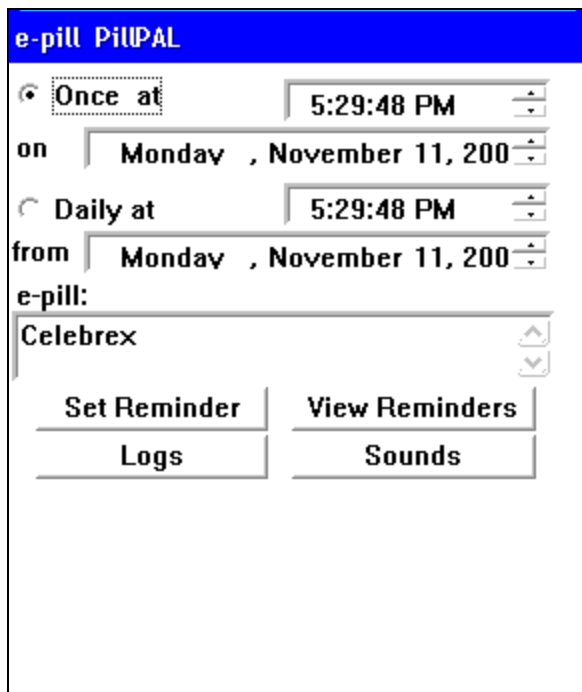
This software application is designed for use on a PDA running Windows® Pocket PC (SH3, MIPS, and ARM processors).

Set One-Time Reminders

One-time reminders can be scheduled using the “Once at...” selection.

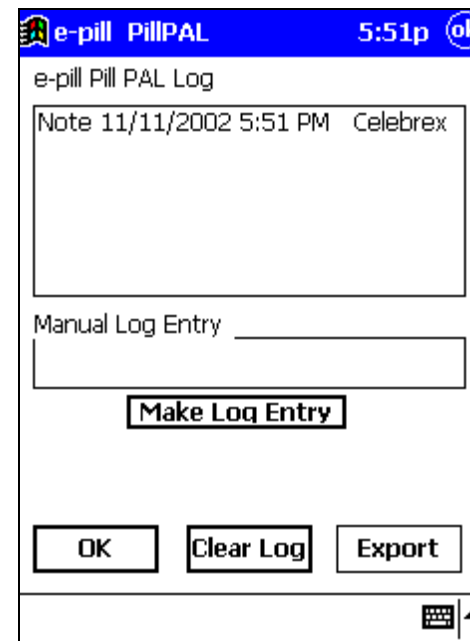
The time and date for the reminder is selected. An optional reminder (“e-pill”) text (example “*Celebrex, Do not take with OJ*”) can be entered using any of the available input options (keyboard, letter recognizer, block recognizer, transcriber). You can also select one of three reminder sounds (loud, range of frequency, low) by clicking the Sounds button.

Once all the selections have been made, click on the “Set Reminder” button.



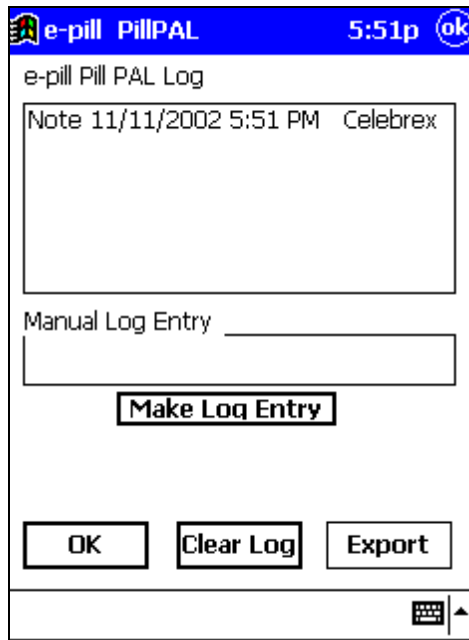
Log File

In order to get to the Logs screen you click the “Logs” button on the main e-pill PillPAL screen. You may view the log for indications of compliance. You may enter manual entries into the log by inserting text and clicking the “Make Log Entry” button. You may clear the log by clicking the “Clear Log” button. You may export to a comma delimited format file by clicking the “Export” button.



Record Medical Event in Log File

In order to get to the Logs screen you click the “Logs” button on the main e-pill PillPAL screen. You can record medical events by making a manual entry (adverse reaction, chest pains, shortness of breath, nausea, etc) into the log by inserting text and clicking the “Make Log Entry” button.

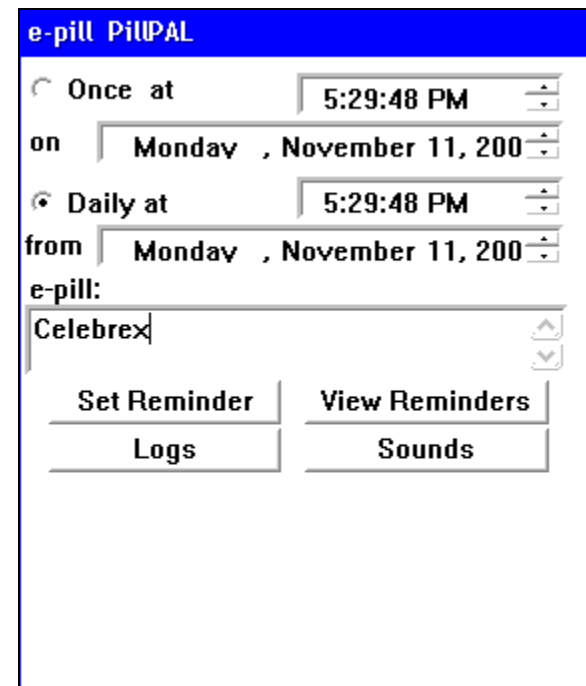


Set Recurring Daily Reminders

Recurring reminders can be scheduled using the “Daily at...” selection. No reset required, the reminder will repeat every day indefinitely (or until changed).

The time and date for the reminder is selected. An optional reminder (“e-pill”) text (example “*Celebrex, Do not take with OJ*”) can be entered using any of the available input options (keyboard, letter recognizer, block recognizer, transcriber). You can also select one of three reminder sounds (loud, range of frequency, low) by clicking the Sounds button.

Once all the selections have been made, click on the “Set Reminder” button.



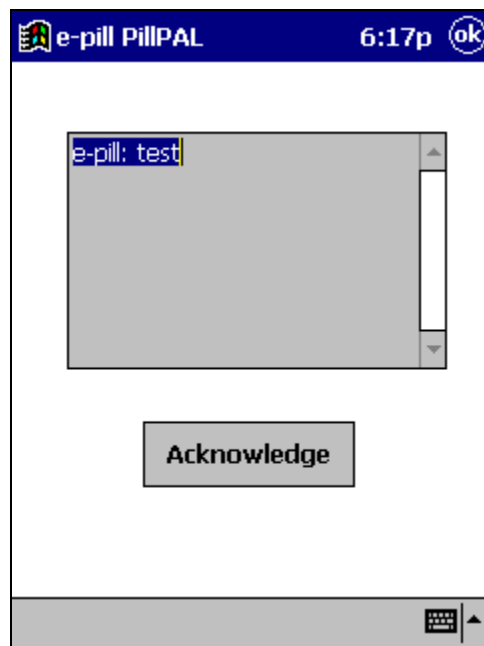
e-pill[®] Reminder (“alarm”)

You are notified of your e-pill reminder at your selected time by this screen. If the PDA is tuned off, it will automatically be turned on. The alarm will sound for 5 minutes, and you have up to a total of 30 minutes to take your medication (and acknowledge the reminder).

When you hear the e-pill Reminder (alarm);

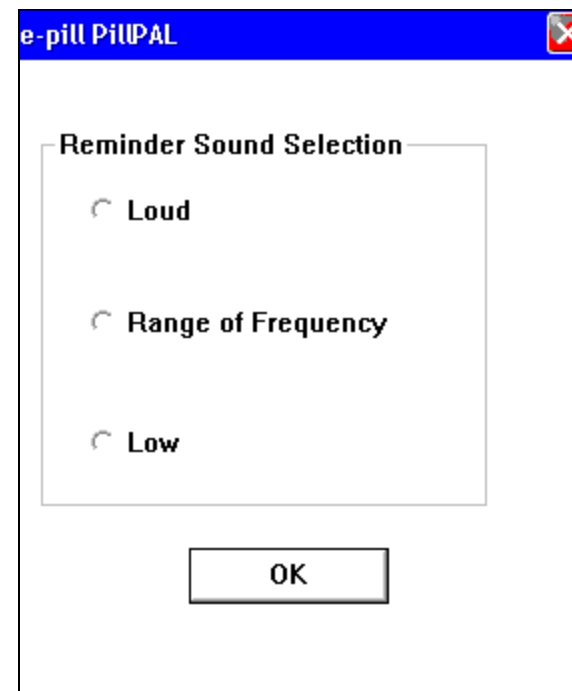
- take your medication (follow the instructional message)
- click the “Acknowledge” button within 30 minutes
- the alarm will be silenced

Compliance is recorded in the log file (identifier Ack). The record written in the log file when medications are taken on time contains “Ack”, “reminder text”, “time” and “date”.



Sound Selection

In order to get to the Sound Selection screen you click the “Sounds” button on the main screen. Three different alert sounds are available: loud, range of frequency, and low. You may select the best to suit your needs. Remember to have your PocketPC sound turned on to a suitable volume if you want to hear the sounds alerts.



Delete Reminders

Click on “View Reminders” in order to view all of your currently scheduled reminders. A list will display at the bottom of the screen from which you may select a reminder to delete. Once a reminder is selected, click “Delete” to remove it.

The screenshot shows the e-pill PillPAL interface. At the top, it displays 'e-pill PillPAL' and the time '6:11p' with an 'ok' button. Below this, there are two radio button options: 'Once at' (selected) and 'Daily at'. Each option has a time field set to '6:11 PM' and a date field set to 'Monday, November 11, 2002'. There is also an 'e-pill:' label and a text input field. At the bottom, there are four buttons: 'Set Reminder', 'View Reminders' (highlighted), 'Logs', and 'Sounds'. Below these buttons is a 'Scheduled Reminders' section with a dropdown menu showing 'celebrex' and three buttons: 'Modify', 'Early Dose', and 'Delete'.

Review Reminders (“review alarms”)

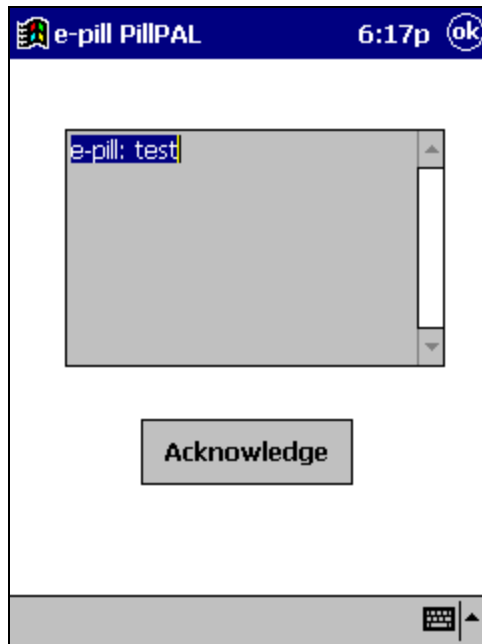
Click on “View Reminders” in order to view all of your currently scheduled reminders. A list will display at the bottom of the screen from which you may select a reminder to view. Once a reminder is selected you may click “Modify” to modify its settings.

The screenshot shows the e-pill PillPAL interface. At the top, it displays 'e-pill PillPAL' and the time '6:11p' with an 'ok' button. Below this, there are two radio button options: 'Once at' (selected) and 'Daily at'. Each option has a time field set to '6:11 PM' and a date field set to 'Monday, November 11, 2002'. There is also an 'e-pill:' label and a text input field. At the bottom, there are four buttons: 'Set Reminder', 'View Reminders' (highlighted), 'Logs', and 'Sounds'. Below these buttons is a 'Scheduled Reminders' section with a dropdown menu showing 'celebrex' and three buttons: 'Modify', 'Early Dose', and 'Delete'.

Missed Dose (“missed alarm”)

You are notified of your e-pill reminder at the selected time by this screen. If the PDA is tuned off, it will automatically be turned on. The alarm will sound for 5 minutes, and you have up to a total of 30 minutes to take your medication (and acknowledge the reminder).

If you miss the dose (take no action to reminder within 30 minutes) Compliance is NOT recorded. A missed dose record will be entered in the log file (identifier “Miss”). The record written in the log file when medications are not taken on time contains “Miss”, “reminder text”, “time” and “date”.



Early Dose Feature

Click on “View Reminders” and select the next scheduled reminder. Once a reminder is selected you may click “Early Dose” to inform the program that you have complied with the dosage ahead of schedule. Compliance is recorded in the log file (identifier AckE). The record written in the log file when medications are taken early contains “AckE”, “reminder text”, “time” and “date”.

