


# Operating Instructions

## **e-pill® Multi-Alarm PLUS (759021)**

### Unique "Missed Pill" Indicator



This e-pill Medication Reminder can remind you to take your medications up to 37 times per day by a loud beeping alarm. Easy-to-Set alarms repeat automatically every day, no reset required. Alarm can be set from 6 in the morning to midnight on the hour and the half hour. This e-pill includes an unique "missed pill" feature and a large capacity slide out pill tray with safety lock. The weekly pill tray has seven compartments labeled Monday thru Sunday.

### **Never Forget to take your Medications Again!**

#### SETTING your new e-pill Multi-Alarm PLUS:

##### CLOCK – Set the Current Time

If the clock is not running, please remove the clear insulator strip under the pill tray.

- Press & hold SET button for 3 seconds until the hours start to blink. Release SET button.
- Press the ADJ button to set the correct HOUR.
- Press the SET button until the minutes start to blink.
- Press the ADJ button to set correct MINUTES.
- Press SET button to finish (store) the current time setting.
- If necessary press the ADJ key after setting the time to toggle between 12 hour (AM/PM) format and 24 hour (military time) format.

##### ALARMS - Set Alarms (up to 37 daily alarms)

In the picture above, the e-pill Multi-Alarm PLUS has been set to alarm at the following medication times: 8AM, 1:30PM, 3PM, 4:30PM and 10PM. Example on right shows 7:30 AM.

- Open the clear cover.
- For each alarm, slide ONE switch to the ON (up) position corresponding with your medication time.
- For half hour settings, slide the corresponding half hour ("30") switch to the ON (up) position. Use lower switch only, NOT the top one!
- Close the clear cover. Alarms will automatically repeat at the same time each day.



## MEDICATION TIME

### BEEPING ALARM - What to do when the ALARM goes OFF

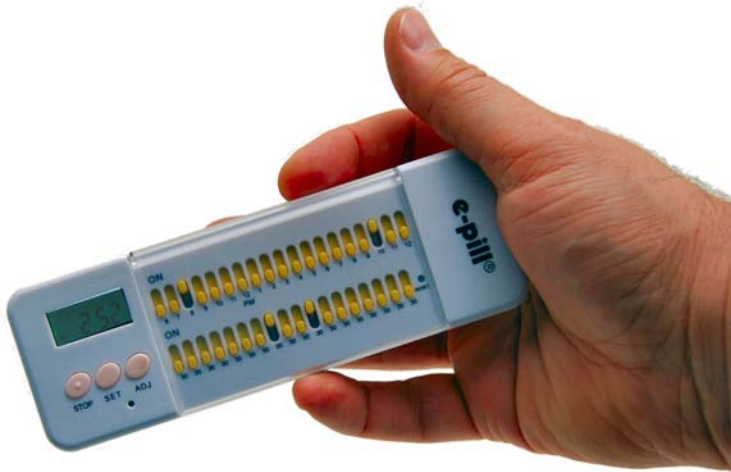
- TAKE your MEDICATIONS.
- Press STOP to silence alarm after you have taken your medications. Your alarm will sound on and off for a total of 4 minutes. If the STOP button is not pressed within 4 minutes the “MISSED PILL?” indicator will be turned on (flashing on the display).

### MISSED PILL? Indicator Flashing

If the “MISSED PILL?” indicator is flashing:

- TAKE your MEDICATIONS.
- Press STOP to turn off the “MISSED PILL?” indicator.

Any time pills are missed, you should follow the directions from your physician or pharmacist before taking any medication (pill) out of sequence.




### PILLBOX – Weekly Medication Tray

Your e-pill comes complete with a Medication Tray (“Pill Box”) containing seven

compartments. Pill compartments are labeled Monday thru Sunday on the front and 1 thru 7 on the back. The medication tray opens sideways and will securely store your pills when locked. It also features a safety lock (see picture) for travel.

- To open, make sure the safety lock (located on the left side of the medication tray) is in the unlocked position (down position).
- Push timer to the right. Medication tray will slide out to the left.
  - Take your MEDICATIONS.
  - Slide timer back over tray until it clicks.



### BATTERY – How to Replace the Battery

Your e-pill Multi-Alarm PLUS runs on 2 replaceable AAA batteries. Normal battery life is 12 months. Replace battery when you hear a single beep alarm once every 15 minutes indicating low battery voltage. The low battery voltage indicator icon will also appear on the LCD display. Turn the device over and remove the pill tray. Unscrew the two screws holding the battery compartment door. Remove battery compartment door and the old batteries. Insert two fresh AAA alkaline batteries. Put the battery compartment door back on and tighten the screws.

- Press the RESET button (gray button under clear cover) and set the correct time.

Disclaimer: This e-pill Medication Reminder is only a supplement to any memory system that you currently use to remind yourself to take medications. The user maintains full responsibility to administer medication at the appropriate times. e-pill, LLC assumes no responsibility for any incidental or consequential damages, including but without limitation, damages or injuries resulting from malfunction of the product. e-pill, LLC's liability shall in no circumstances exceed the amounts paid by the user for the timer.



**e-pill®** | Medication Reminders

e-pill, LLC, 70 Walnut Street, Wellesley, MA 02481, USA  
Phone: 1-800-549-0095 (781-239-8255 U.S & International)

[www.epill.com](http://www.epill.com)