



F: 866-255-8640

P: 866-255-8645

E: [help@allpartitions.com](mailto:help@allpartitions.com)

[www.allpartitions.com](http://www.allpartitions.com)

## Accurate Solid Plastic

**1.01 Work Included-** The toilet partitions shall be high-density polyethylene (HDPE) polymer with floor anchored/overhead braced mounting style as manufactured by Accurate Partitions Corp., Lyons, Illinois. Furnish all labor and materials necessary for completion of work in this section as shown in the approved drawings and specified herein.

**1.02 Related Work** – Specified elsewhere shall include accessories and anchorage/blocking for attachment of partitions.

**2.01 Door, Panels, Pilaster and Urinal Screens** – Shall be 1” thick (door and panels 55” high, pilasters 82” high) HDPE polymer that is water resistant and non-absorbent. A heat sink shall be attached as standard to the bottom of all doors and panels.

**2.02 Material** – The HDPE material shall have homogenous color throughout each component with 1/4” machined edges for uniformity. Self-lubricating surface shall resist markings from pens, pencils and other writing instruments.

**2.03 Color-** Will be selected from Accurate’s full range of standard designer colors.

**2.04 Door Hardware** – Shall include Accurate heavy-duty wraparound cam-action hinge set that permits door to return to a pre-set position when not locked. Hinges, strike and keeper shall be die-cast Zamak to resist corrosion, and shall be through bolted with vandal resistant barrel nuts and shoulder screws. Hinge and slide latch assembly shall allow emergency access by lifting door from bottom.

**2.05 Mounting Hardware** – Brackets shall be 54” long extruded aluminum with 6 through bolt panel attachment points. Panels shall be through bolted with tamper resistant barrel nuts and shoulder screws.

**2.06 Construction Design-** Partitions shall be anchored to the floor by a 1/4” x 1” stainless steel mounting bar attached to the bottom of the pilaster. Each mounting bar shall be anchored to the floor with 3/8” zinc plated bolts. Floor anchoring system shall be concealed by a stainless steel trim shoe with a #4 finish. Aluminum headrail with anti-grip profile shall provide overhead bracing and span all compartments and brace the end pilaster to the back wall.

**3.01 Installation** – Shall be installed in accordance to the Accurate installation instructions with partitions rigid, straight and plumb. Doors and panels shall be mounted 14” above the finished floor.


**3.02 Warranty** – Accurate Partitions Corp. guarantees its solid plastic HDPE material against breakage, corrosion, and delamination for 15 YEARS from the date of receipt by the customer. If material is found defective during that period, the material shall be replaced free of charge. No credits or allowances shall be issued for any labor or expenses relating to the replacement of components covered under the warranty p

# Accurate Solid Plastic

ACCURATE solid plastic partitions are designed for high-traffic public facilities, parks and schools. It is the material of choice where low maintenance and durability are required. Solid plastic is attractive as well as environmentally safe and sanitary. It is water resistant and unaffected by steam or high humidity. Commercial cleaning agents may be used without fear of damaging the surface.

ACCURATE solid plastic partitions are manufactured of high-density polyethylene (HDPE) resins with homogeneous color throughout and smooth, machined edges. Accurate Solid Plastic meets Class B flammability ratings. The aluminum heat sink strip at bottom edges of doors and panels is a standard construction feature. Available in floor anchored/overhead braced, ceiling hung, and floor-to-ceiling anchored styles.

## COLOR SELECTION



Actual Colors will vary from those shown do to limitations in printing process. Please make final color selection from available color samples.



### FAST TRACK: 10 WORKING DAYS.


Compartment limits apply.  
Any standard color - in all three styles.

**OPTIONAL PLASTIC SHOES** feature a clean style that looks great, is easy to install, and is easy to maintain.

**OPTIONAL PLASTIC FULL LENGTH BRACKETS** provide great looks with maximum strength and durability.

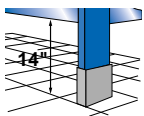
To match or complement your Accurate partitions, plastic brackets and shoes are available in the following colors: White, Cream, Tan, Black, Charcoal, Gray, Blue, Azure, Moss, and Burgundy.

## CONSTRUCTION FEATURES

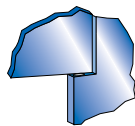


### MOUNTING SYSTEM

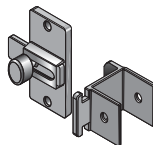
Simplified pilaster-to-floor mounting. Mounting bolts adjust height and level pilasters by turning the lock nut adjusters.



**55" HIGH DOORS AND PANELS**  
Allows 14" clearance from floor.



**INTEGRAL HINGES**  
Installer friendly. Door is not preset or assembled at the factory. Eliminates the need to handle heavy, unwieldy components on site.

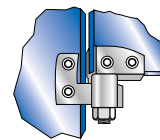


**EMERGENCY ACCESS**  
Meets ADA requirements. Slotted keeper coupled with gravity hinges allow emergency access with a simple lift and pull.



**VANDAL-RESISTANT FASTENERS**  
Special driver allows easy installation and virtually eliminates unauthorized removal. Stainless steel fasteners are standard on all solid plastic partitions.

## Options:



### VAULT-TYPE HINGE

Rugged, attractive wrap-around hinge. Extra strong for heavy-duty installations.

- Stainless Steel Trim Shoes
- Full Height Aluminum Brackets
- Full Height Stainless Steel Brackets
- Full Height Plano Hinges
- 8" Aluminum Wrap-around Hinges
- 6" Aluminum Strike