



ALLPartitions

& P A R T S ©



P: 866-255-8645

F: 866-255-8640

E: help@allpartitions.com

Accurate Powder Coated

1.01 Work Included- The toilet partitions shall be powder coated steel with floor anchored/overhead braced mounting style as manufactured by Accurate Partitions Corp., Lyons, Illinois.

Furnish all labor and materials necessary for completion of work in this section as shown in the approved drawings and specified herein.

1.02 Related Work—Specified elsewhere shall include accessories and anchorage/blocking for attachment of partitions.

2.01 Doors, Panels, and Urinal Screens— Shall be 1" thick and fabricated from tension leveled, cold rolled commercial quality 22 gauge galvanized steel, bonded to sound deadening honeycomb core.

2.02 Pilasters—Shall be 1 1/4" thick, 82" high, and fabricated from tension-leveled, cold rolled commercial quality 22 gauge galvanized steel, bonded to sound deadening honeycomb core. **2.03 Material**— Doors, panels, pilasters and urinal screens shall be manufactured with a honeycomb core bonded to the steel with a non-toxic adhesive to ensure solid construction and sound attenuation. All four components shall be assembled with a continuous roll-formed interlocking crown molding, with the corners brazed and ground smooth.

2.04 Finish—Doors, panels, pilasters, and urinal screens shall be power washed and phosphate treated for maximum finish color adhesion. All components shall be finished with a hybrid epoxy/polyester powder, electrostatically applied to ensure uniform thickness and baked to cure.

2.05 Color— Shall be selected from Accurate's full range of standard designer colors.

2.06 Door Hardware —Shall include bottom hinge with adjustable cam that permits door to return to a pre-set position when not locked. Hinge, strike and keeper shall be chromium plated Zamac to resist corrosion and through bolted with vandal resistant barrel nuts and shoulder screws. Door hardware shall permit emergency access from the outside of the partition. Doors for handicapped compartments shall be supplied with Accurate ADA paddle handles.

2.07 Mounting Hardware—Chrome plated Zamac stirrup brackets shall be used to mount panels and pilasters. Mounting hardware shall be secured with vandal resistant screws.

2.08 Construction Design—Partitions shall be anchored to floor with one piece-mounting fork and include integral leveling bolt to provide proper height adjustment. Floor anchoring system shall be concealed by a type 304 stainless steel trim shoe with a #4 finish, secured with two metal clips integrated into the floor anchor assembly. Aluminum head rail with anti-grip profile shall provide overhead bracing and span all partitions and brace the end pilaster to the back wall.

3.01 Installation—Shall be installed in accordance to the Accurate installation instructions with partitions rigid, straight and plumb. Doors and panels shall be mounted 12" above the finished floor.

3.02 Warranty—Accurate Partitions Corp. guarantees its powder coated steel partitions, properly maintained, against chipping, flaking, cracking or discoloration for 3 YEARS from the date of receipt by the customer. If material is found defective during that period, the material shall be replaced free of charge. No credits or allowances shall be issued for any labor or expenses relating to the replacement of components covered under the warranty plan.


Accurate Powder Coated

ACCURATE pioneered the use of powder coated steel toilet partitions which have become the standard for durable quality at an affordable price. The finish is resistant to wear, fading, and scuffing. It is easily cleaned with a mild soap solution and wiped dry.

The hybrid epoxy/polyester powder is electrostatically applied for uniform thickness over cold-rolled commercial quality (CRCQ) galvannealed, stretcher-leveled steel. The core is made of cellular honeycomb for solid construction and sound attenuation. It is bonded to the formed steel with a non-toxic adhesive and locked in place with a roll formed molding and brazed corners.



COLOR SELECTION



ACCURATE EXPRESS: 48 Hour Shipping

Compartment limits apply.

In White, Light Gray, Gray, Almond and Azure for floor anchored/overhead braced style only.

FAST TRACK: 10 WORKING DAYS

Compartment limits apply.

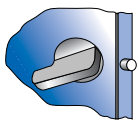
Any standard color for floor anchored/overhead braced style.

TEXTURED FINISHES




Actual Colors will vary from those shown do to limitations in printing process.
Please make final color selection from available color samples.

STAINLESS STEEL AND POWDER COATED



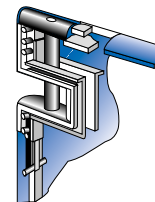
CONCEALED LATCH
With emergency access and ADA paddle handle.



BRAZED/WELDED CORNERS
All powder coated steel corners are brazed. All stainless steel corners are welded.



VANDAL - RESISTANT FASTENERS
Special driver installs fasteners which virtually eliminates unauthorized removal and ensures easy installation.



UPPER DOOR BRACKET
Bracket is an internal part of the door. A pin goes through door and bracket for three-point bearing and operates in a nylon bushing in upper hinge bracket .